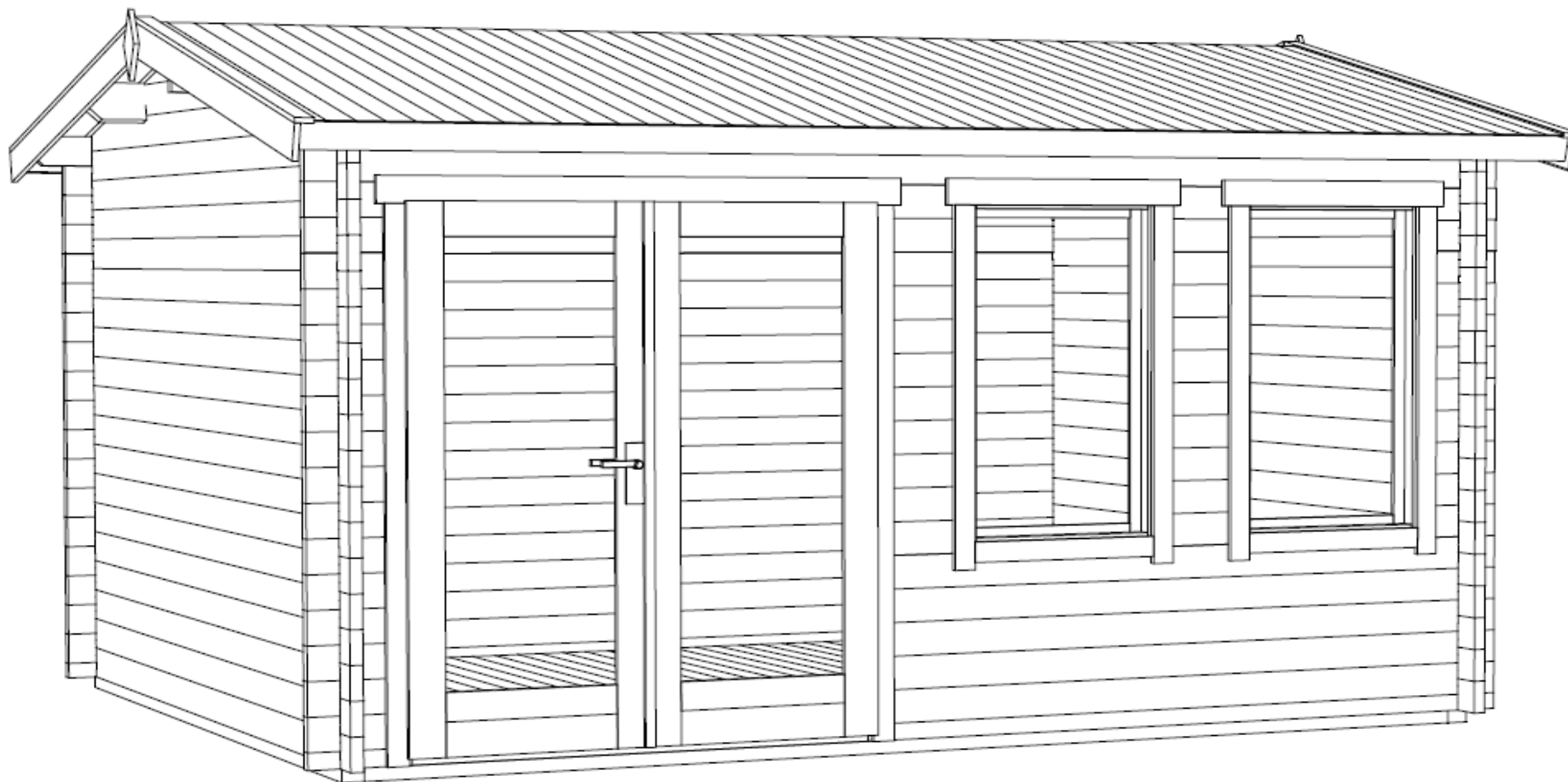


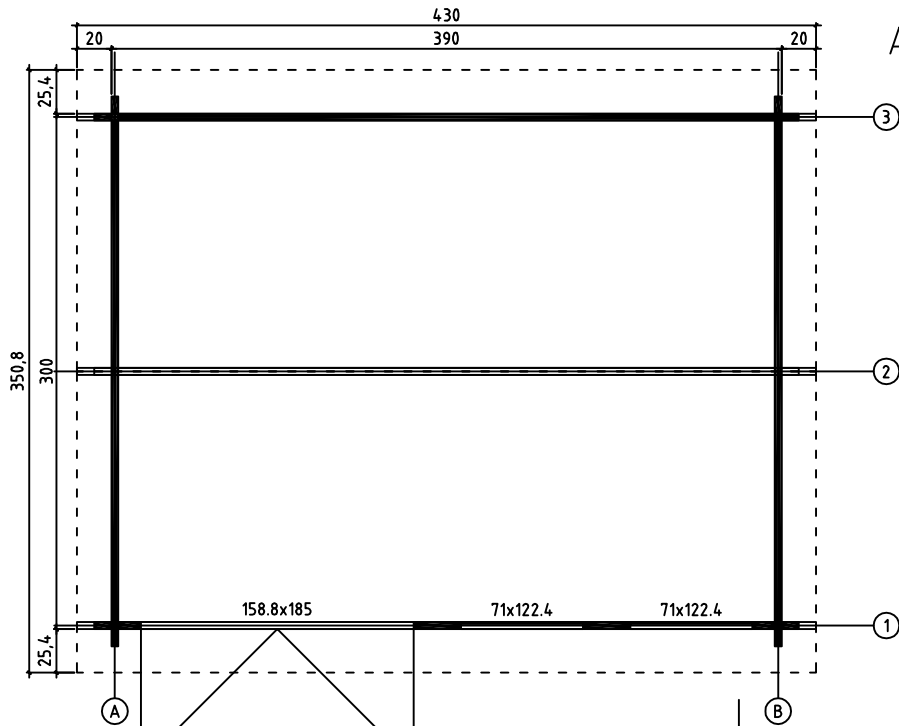


Anguillita
Art. Nr. 402502

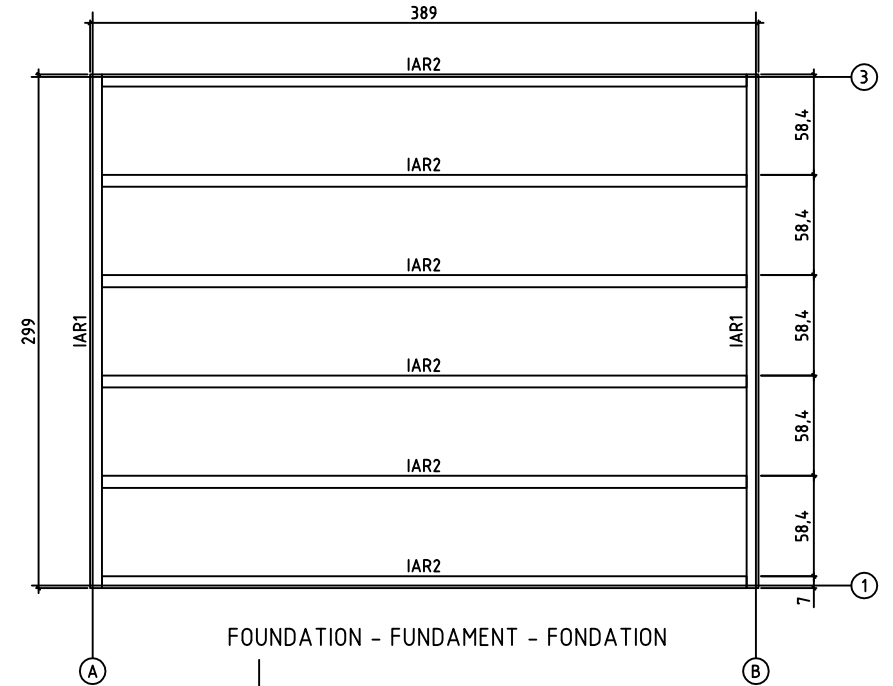
Toote 3D vaade



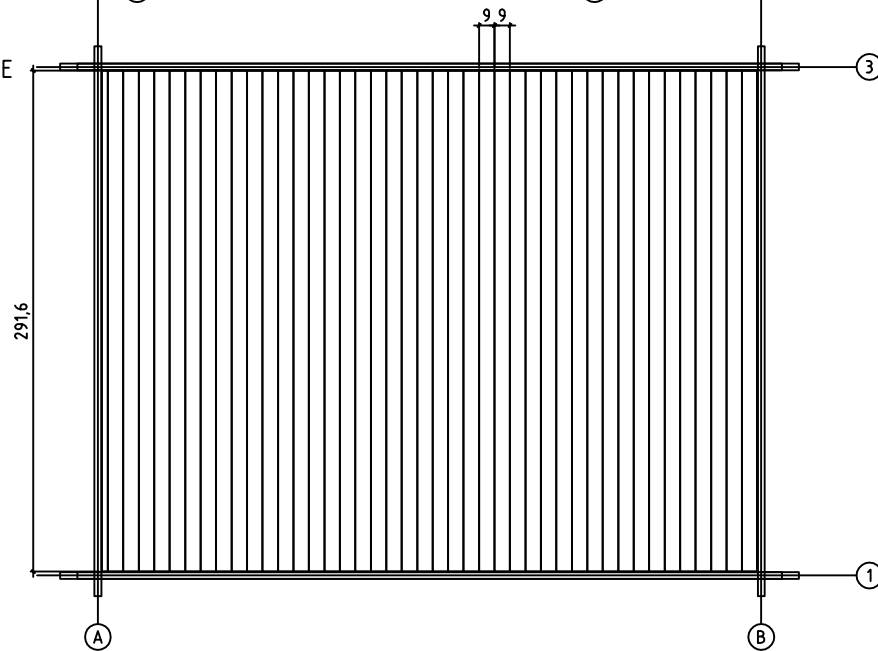
Art.Nr. 402502



GROUNDPLAN - GRUNDPLAN - PLAN DE MASSE

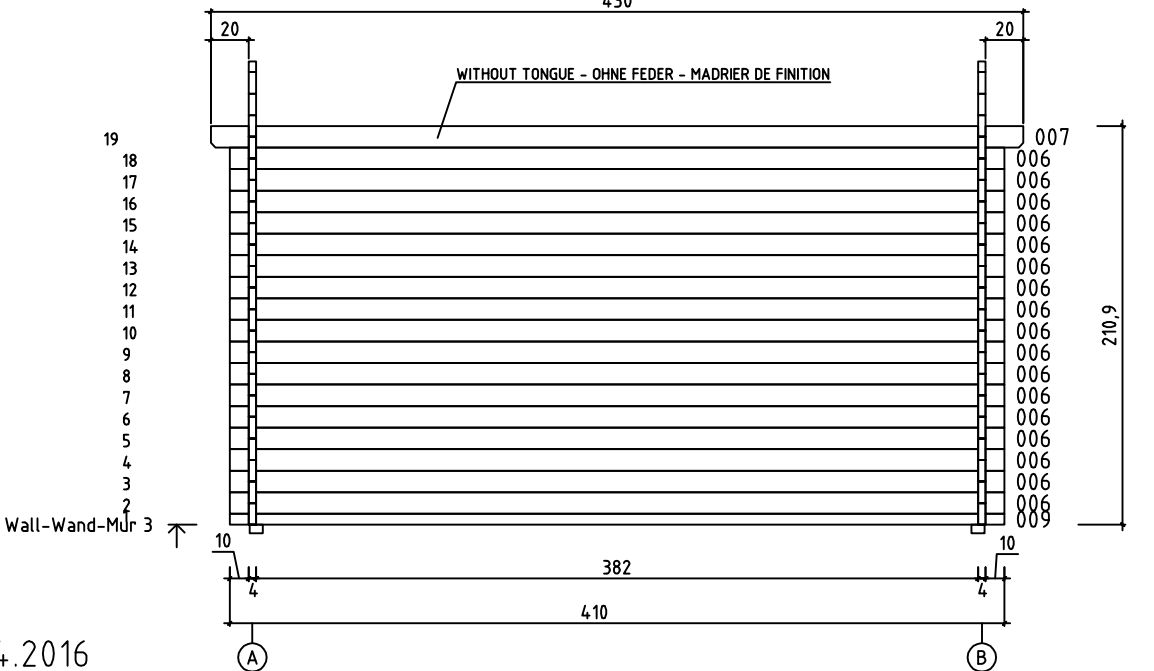
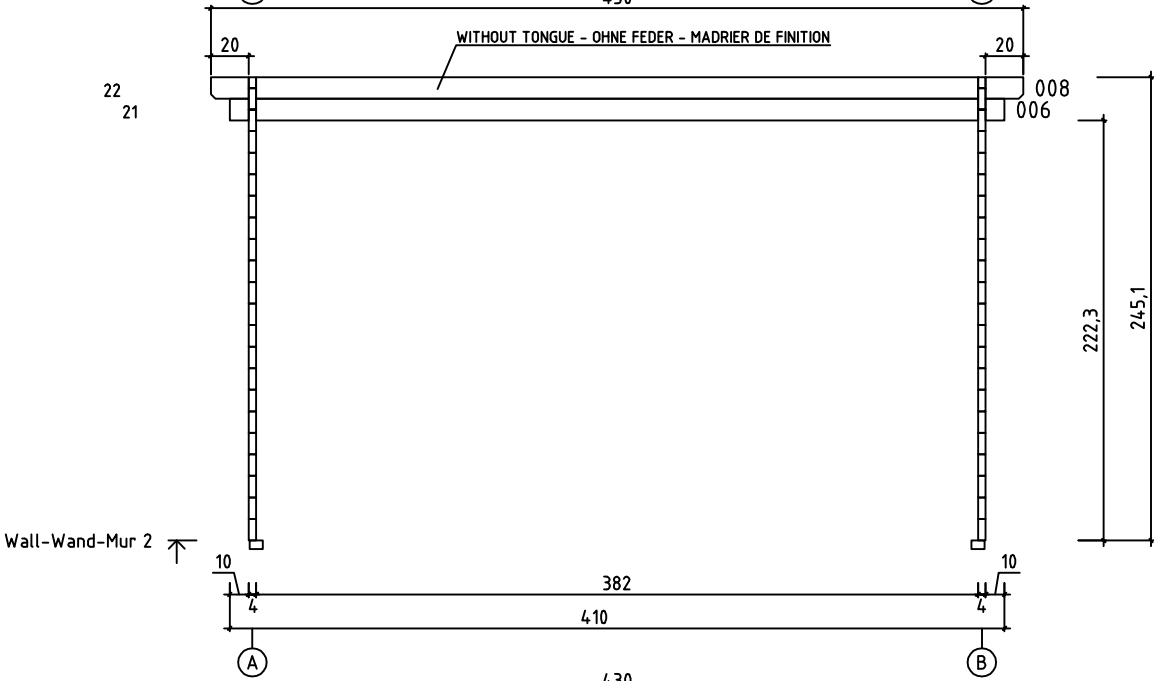
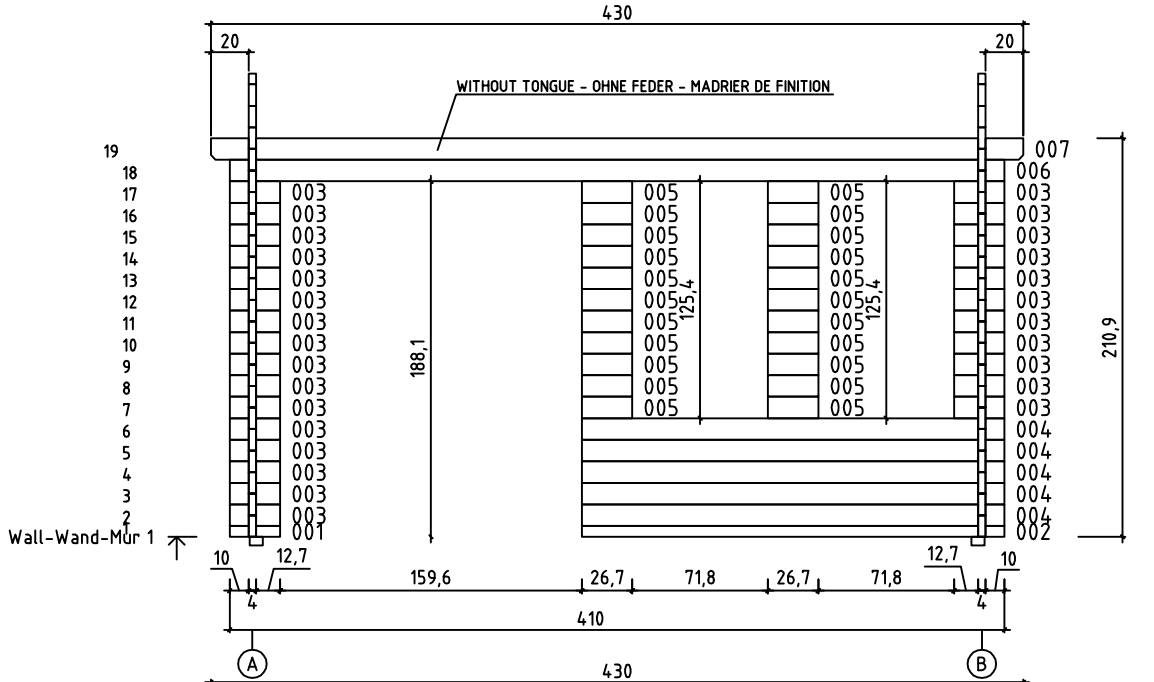


FOUNDATION - FUNDAMENT - FONDATION

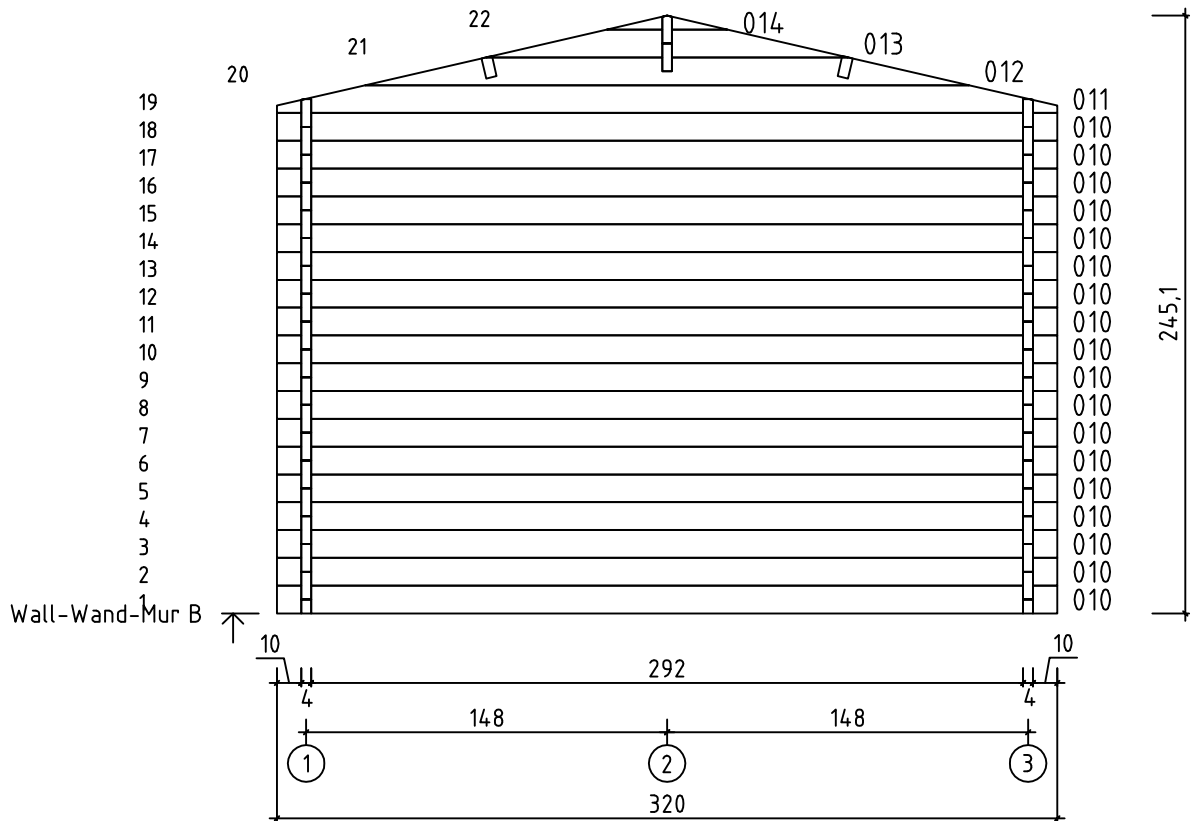
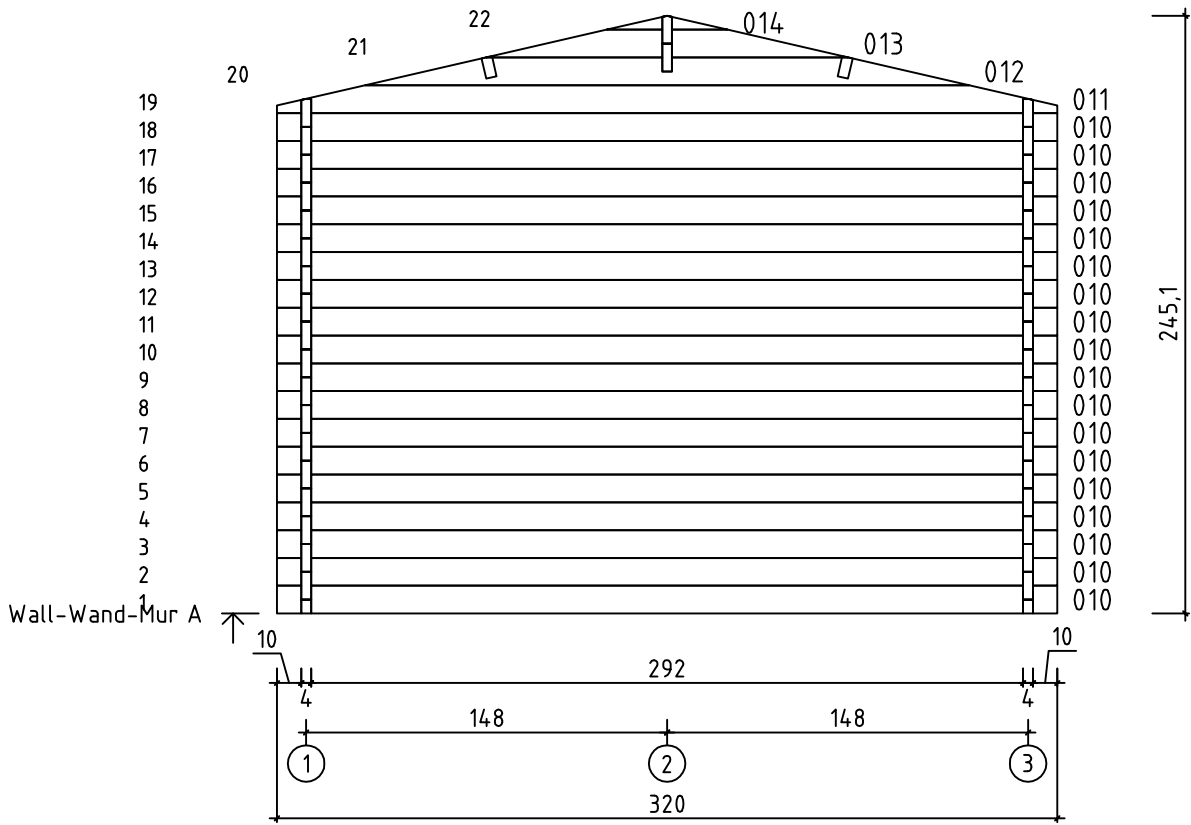



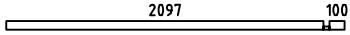

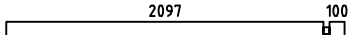

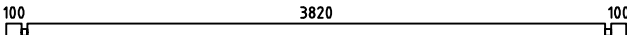
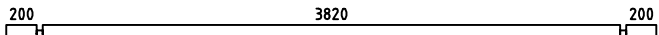
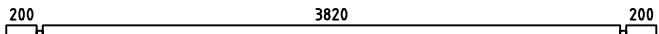
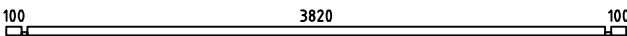
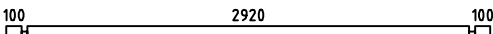
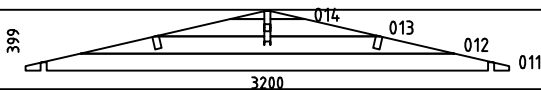
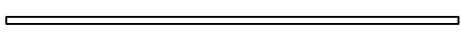
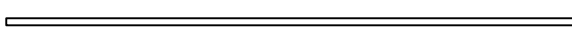
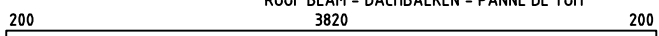











FLOOR BOARDS -
- FUSSBODENBRETTER -
- PLAN POSE PLANCHER









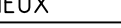



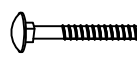







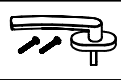
Art.Nr. 402502

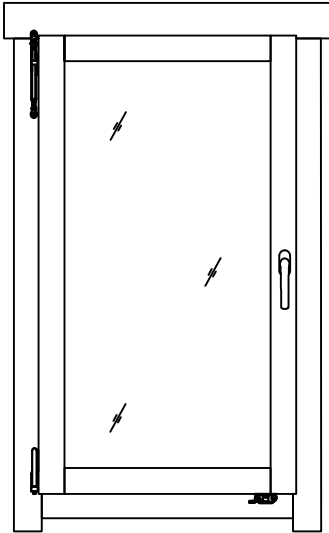
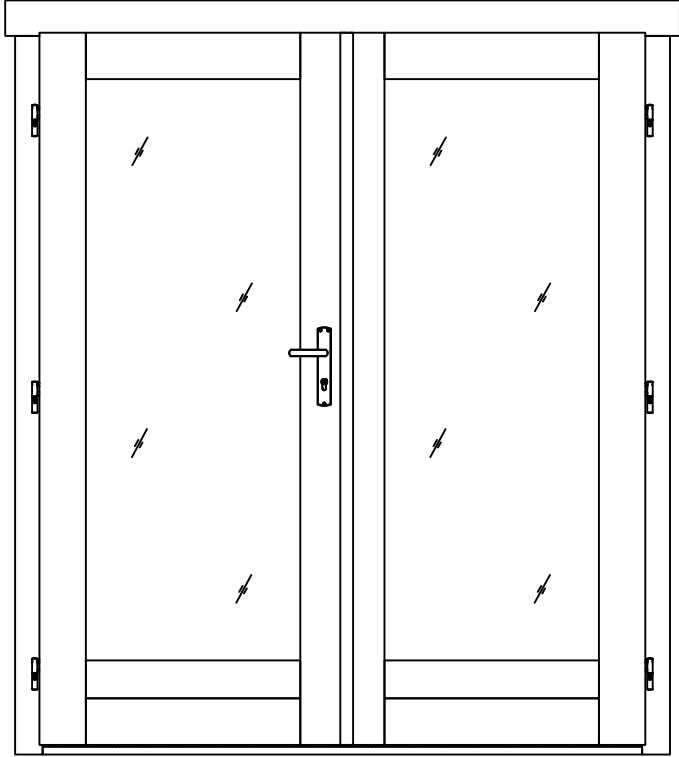


Art.Nr. 402502



Pos	11.04.2016	Piecelist - Stücklist - Liste des composants Art.Nr. 402502	5/7	Q.	P. (mm)	L. (mm)
001		100127		1	40x57	267
002		2097		1	40x57	2237
003		127100		27	40x114	267
004		2097		5	40x114	2237
005				22	40x114	267
006		100 3820 100		19	40x114	4100
007		200 3820 200		2	40x120	4300
008		200 3820 200		1	40x114	4300
009		100 3820 100		1	40x57	4100
010		100 2920 100		36	40x114	3200
WA-1 WB-1		FOUNDATION - FUNDAMENT - FONDATION		2		
IAR1		FOUNDATION - FUNDAMENT - FONDATION		2	70x45	2990
IAR2		FOUNDATION - FUNDAMENT - FONDATION		6	70x45	3750
APR1		ROOF BEAM - DACHBALKEN - PANNE DE TOIT 200 3820 200		2	44x140	4300
	FLOOR BOARDS - FUSSBODENBRETTER - LAME DE PLANCHER			43	90x18	2916
	ROOF BOARDS - DACHBRETTER - VOLIGES			96	90x18	1800
	FLOOR FILLET-FUSSBODENLEISTE - CORNIERE DE FINITION DU PLANCHER				18x18	13.46
	ROOFING FELT FILLET - DACHPAPPENLEISTE - - BAGUETTE DE FIXATION DU FEUTRE BITUMEUX			4	18x58	1850
TB-1	EAVES BOARD - TRAUFBRETT - BANDEAU DE TOIT			2	18x90	4300
DRV-1	ROOF EDGE REINFORCEMENT - DACHRANDVERSTÄRKUNG - - CORNIERE DE RENFORT DE BORD DE TOIT			2	28x34	4300
KFS-1	STORM PROTECTION - STURMLEISTE - - LATTE ANTI-TEMPETE			4	22x45	2050
	GABLE MOULDING - GIEBELLEISTE - - PLANCHE DE RIVE			4	18x120	1850
GS	GABLE SEGMENT-DECKBLATT - LOSANGE DE FINITION			2		
SH40	HAMMER BLOCK - SCHLAGHOLZ - CALLE DE FRAPPE 40mm			1		
HS18	SCREW FOR FUNDAMENT - SCHRAUBEN ZUR BEFESTIGUNG FUNDAMENT - - VIS POUR FONDATION			12	5x120	

Pos	11.04.2016	Piecelist - Stücklist - Liste des composants Art.Nr. 402502	6/7	Q.	P. (mm)	L. (mm)
HS16		SCREW FOR 1. WALL BEAM - SCHRAUBE FÜR 1. BOHLENREIHE - - VIS DE FIXATION DES FONDATIONS		8	5x90	
NF4		ZN NAIL FOR FLOOR - ZN NÄGEL FÜR FUSSBODENBRETTER - - CLOUS POUR PLANCHER		264	2x50	
NF2		ZN NAIL FOR FLOOR FILLET - ZN NÄGEL FÜR FUSSBODENLEISTE - - POINTE POUR CORNIERE DE FINITION DU PLANCHER		27	1.4x40	
HS18		SCREW FOR ROOF BEAMS - SCHRAUBEN FÜR DACHBALKEN - - VIS POUR PANNE DE TOIT		10	5x120	
NF4		ZN NAIL FOR ROOF - ZN NÄGEL FÜR DACHBRETTER - - POINTE POUR TOIT		302	2x50	
HS12		SCREW FOR EAVES BOARDS - SCHRAUBEN FÜR TRAUFBRETTER - - VIS DE FIXATION POUR BANDEAU DE TOIT		20	4x40	
HS12		SCREW FOR ROOF EDGE REINFORCEMENT - SCHRAUBEN FÜR DACHRANDVERSTÄRKUNG - VIS POUR RENFORT DE BORD DE TOIT		20	4x40	
HS9		SCREW FOR GABLE MOULDING - SCHRAUBEN FÜR GIEBELLEISTE - - VIS DE FIXATION POUR PLANCHE DE RIVE		24	3.5x50	
NF5		ZN NAIL FOR ROOFING FELT FILLET - ZN NÄGEL FÜR DACHPAPPENLEISTE - POINTE POUR BAGUETTE FIXATION FEUTRE BITUMEUX		20	2x40	
HS8		SCREW FOR GABLE SEGMENT - SCHRAUBEN FÜR DECKBLATT - - VIS POUR FIXATION LOSANGE DE FINITION		4	3.5x35	
SFS		NUT FOR STORM PROTECTION - SCHRAUBENMUTTER FÜR STURMLEISTE - ÉCROU POUR LAME ANTI-TEMPETE		8	D6	
DFS		WASHER FOR STORM PROTECTION - DICHTSCHEIBE FÜR STURMLEISTE - - RONDELLE POUR LAME ANTI-TEMPETE		8	D6	
BFS		BOLT FOR STORM PROTECTION - BOLZEN FÜR STURMLEISTE - - VIS POUR LAME ANTI-TEMPETE		8	6x70	
HS25		SCREW FOR DOORSTEP - SCHRAUBEN FÜR SWELLE - - VIS DE FIXATION DU SEUIL DE PORTE		3	4.5x65	
HS16		SCREW FOR DOOR JAMB - SCHRAUBE FÜR TÜRRAHMEN - - VIS DE FIXATION POUR MONTANT DE PORTE		4	5x90	
HS4		SCREW FOR FILLET - SCHRAUBE ZUR BEFESTIGUNG TÜRLEISTE - - VIS D'ASSEMBLAGE DU CADRE DE PORTE		5	3x30	
		MALE BOLT HINGE FOR DOOR - TÜRRIEGEL - - PARTIE MALE DE CHARNIERE DE PORTE		6	14x80	
TL5		SET OF DOOR LOCK COVERS - SCHLOSSBLENDEN - - SET DE GARNITURES DE SERRURE DE PORTE		1		
TL4		DOOR HANDLE FITTINGS-TÜRGRIF - - GARNITURE DE POIGNÉE DE PORTE		1		
		CYLINDER - ZYLINDERSCHLOSS - CYLINDRE DE SERRURE		1	30x35	
FS2		WINDOW HANDLE FITTINGS-FENSTERGRIF - POIGNÉE D'OUVERTURE DE FENETRE		2	FG10.AL	

Pos	11.04.2016 Piecelist - Stücklist - Liste des composants Art.Nr. 402502	7/7	Q.	P. (mm)	L. (mm)
	WINDOW - FENSTER - FENETRE 710x1224 DGP+ 	AK.1.100.PSV.e	2		
	DOOR - TÜR - PORTE 1588x1850 DGP+ 	TUK.1.100.PVV.MMa	1		