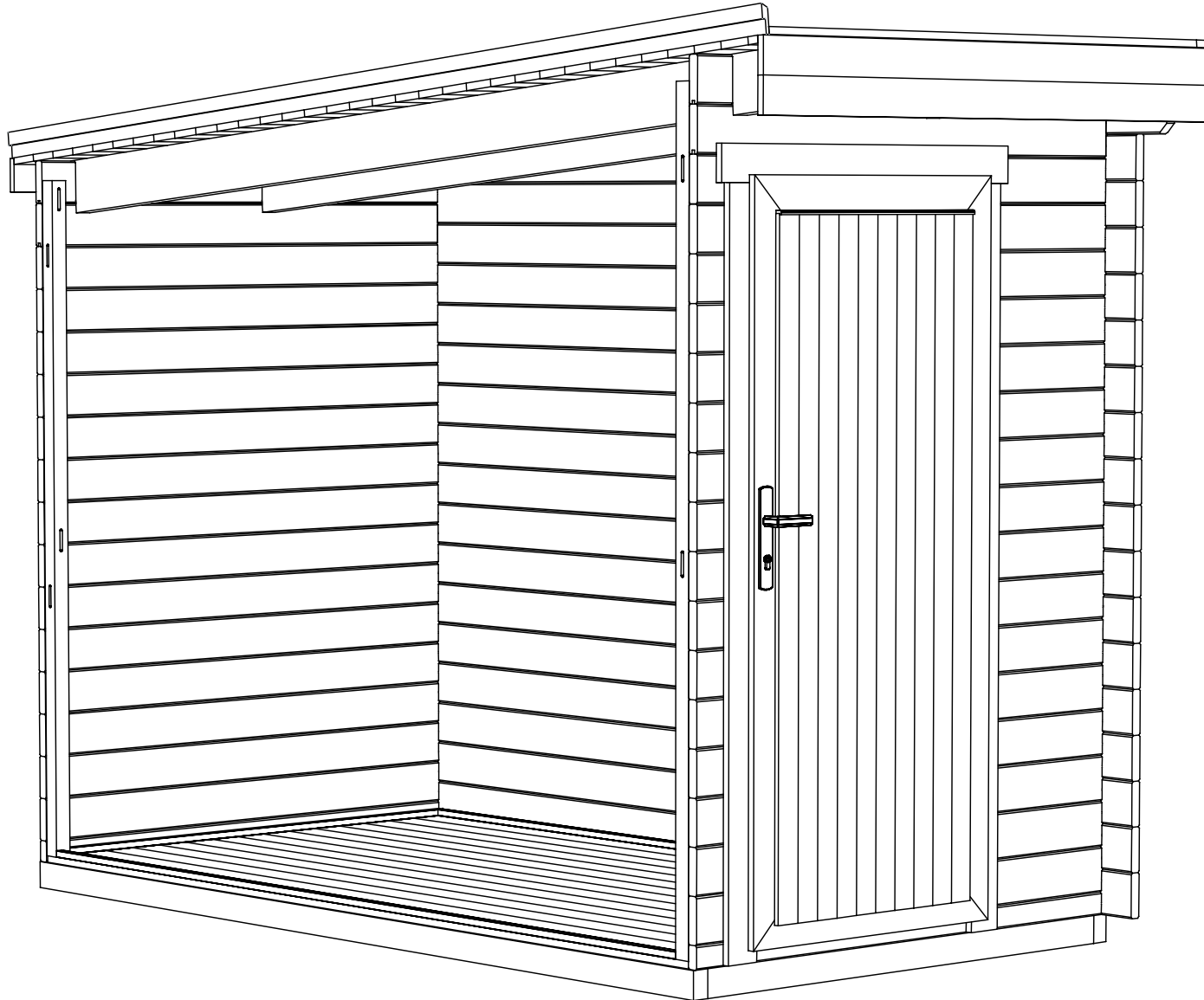
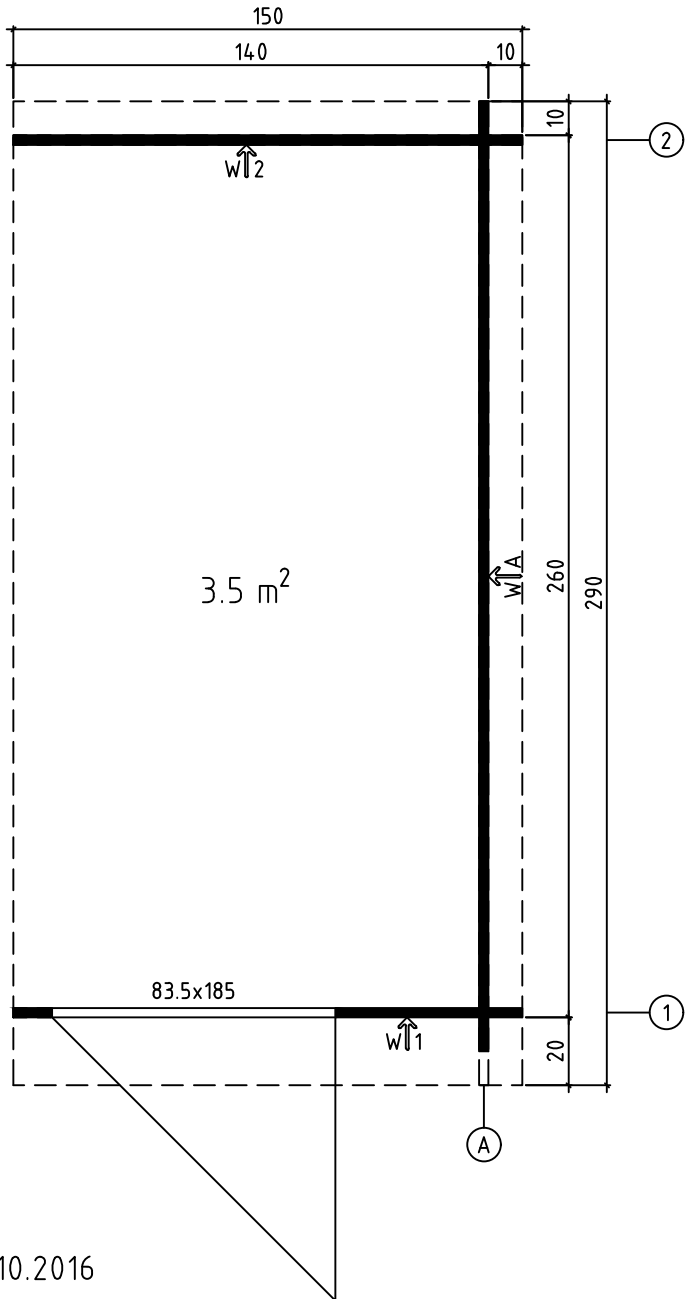


Bike Extension 2600
Art. Nr. 2829600
1/8

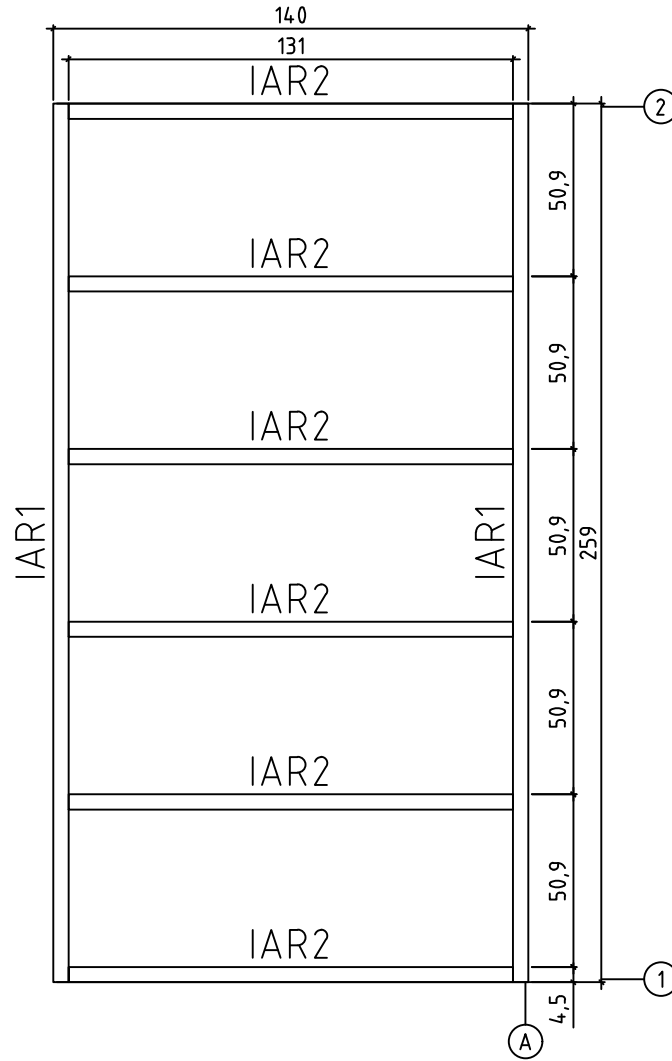


GROUNDPLAN - GRUNDPLAN -
PLAN DE MASSE


Art. Nr. 2829600



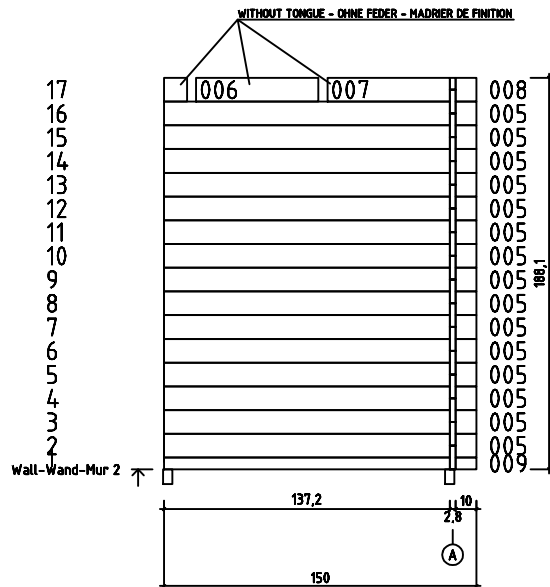
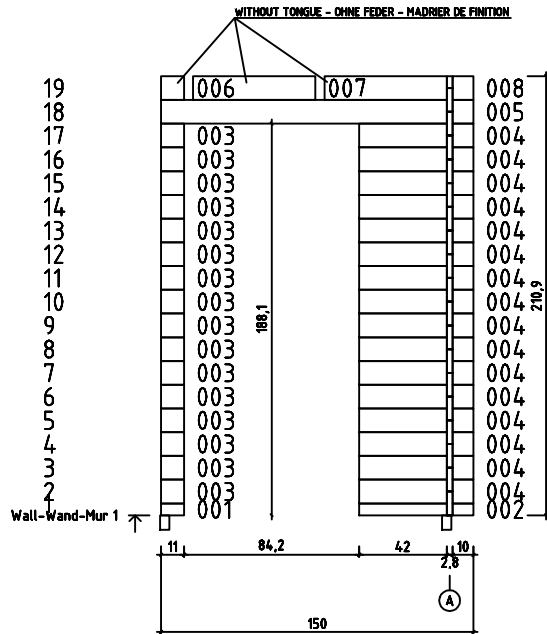
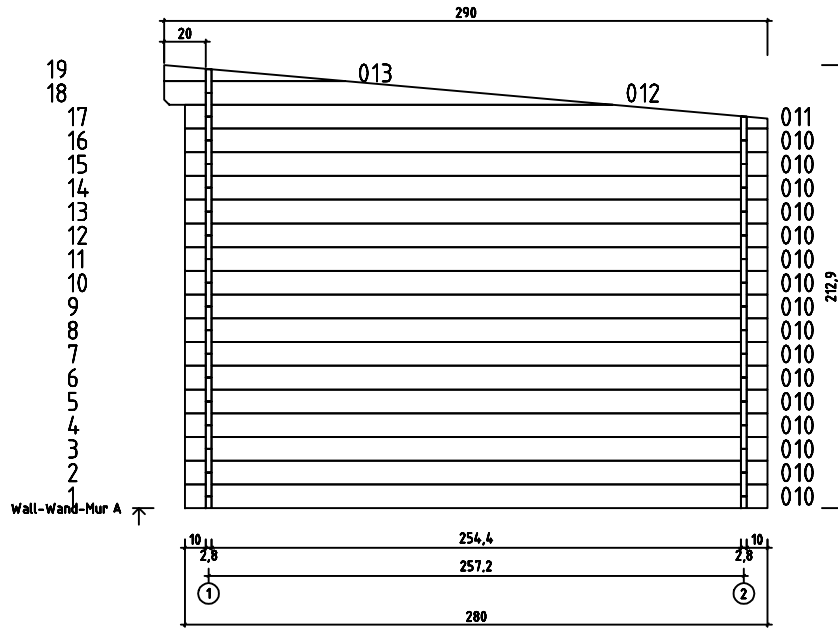
FOUNDATION - FUNDAMENT - FONDATION

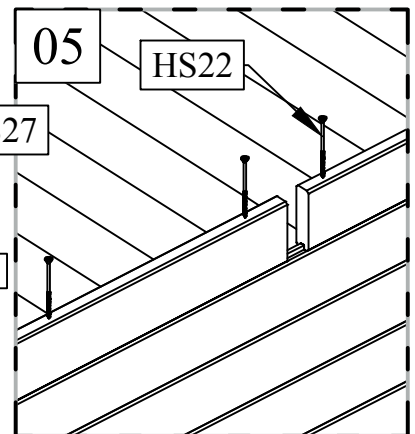
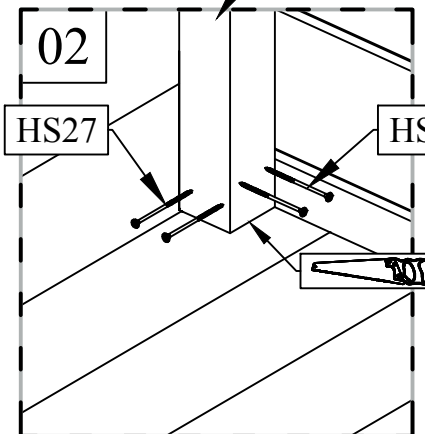
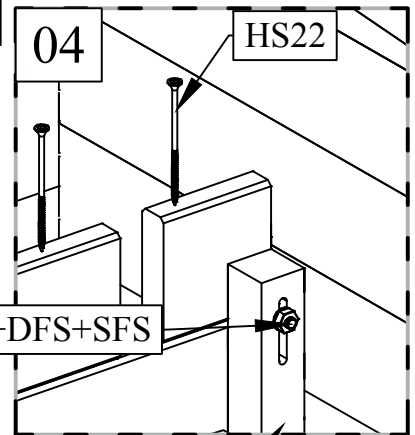
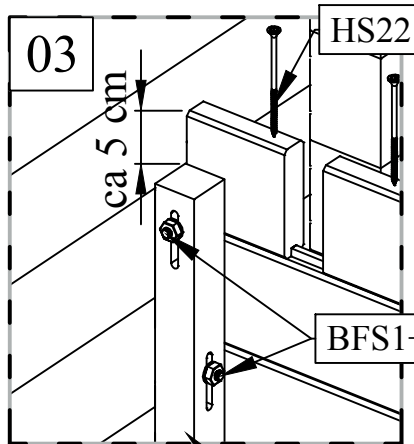

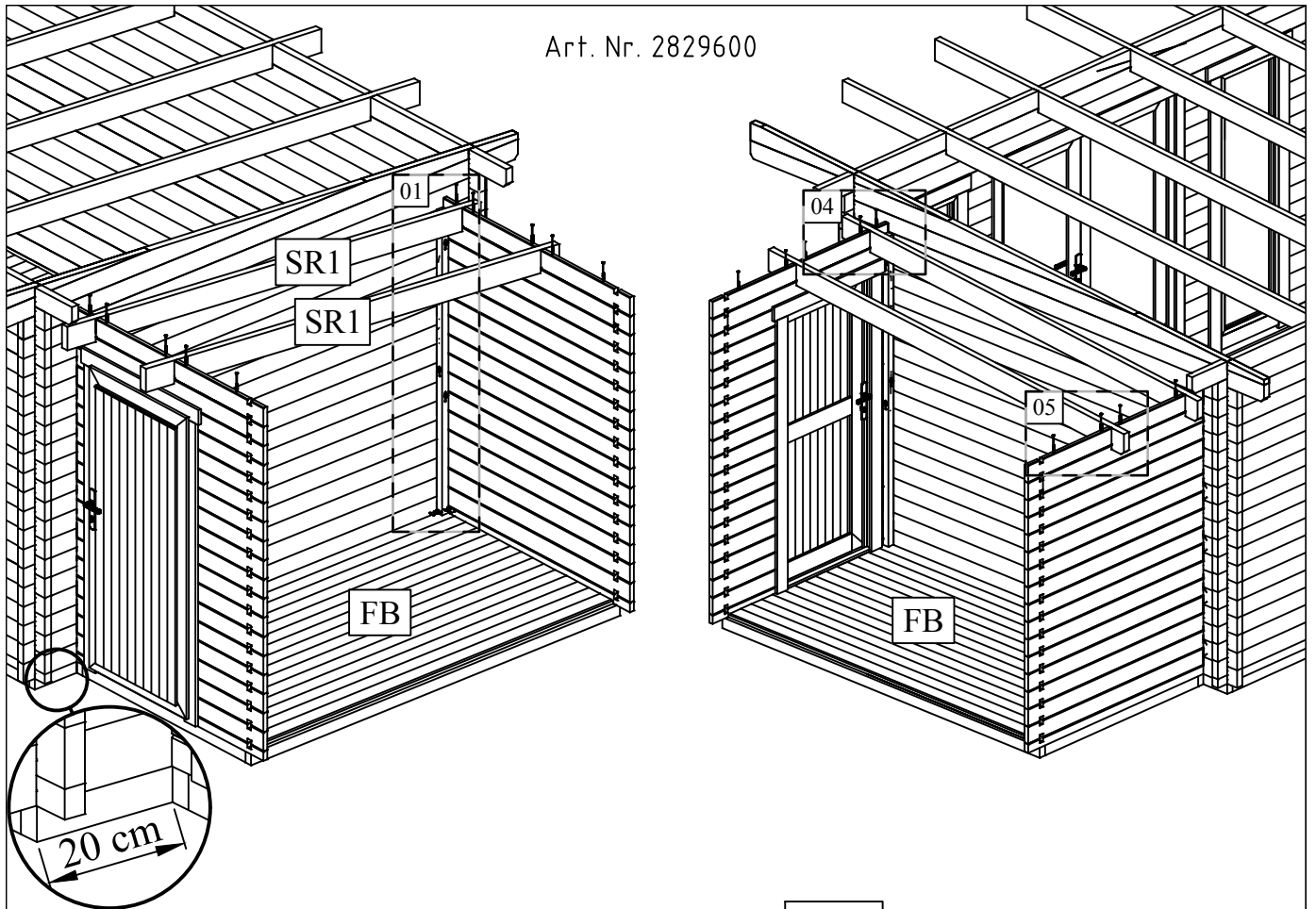


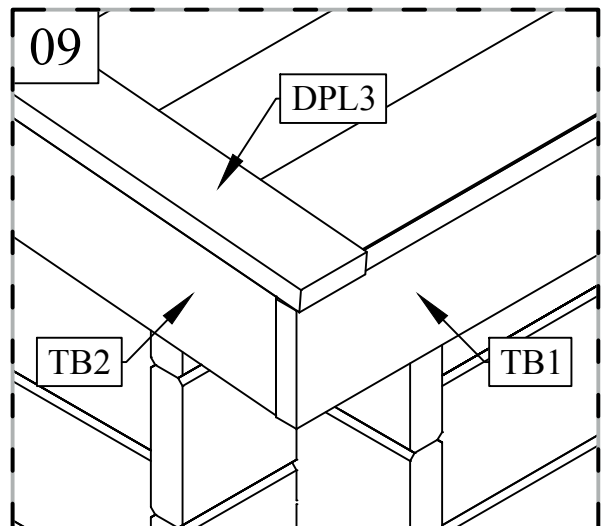
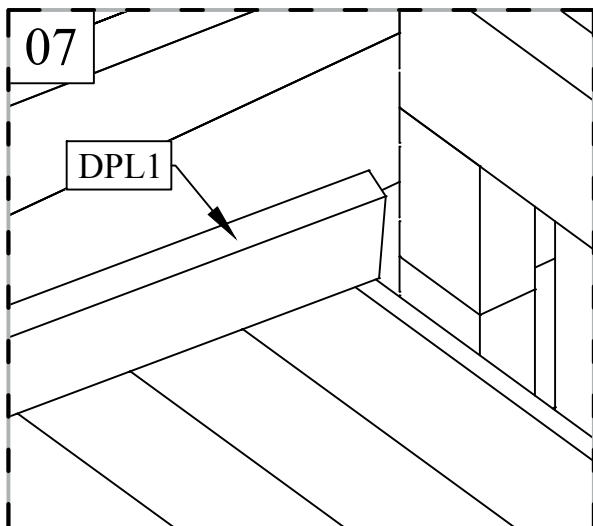
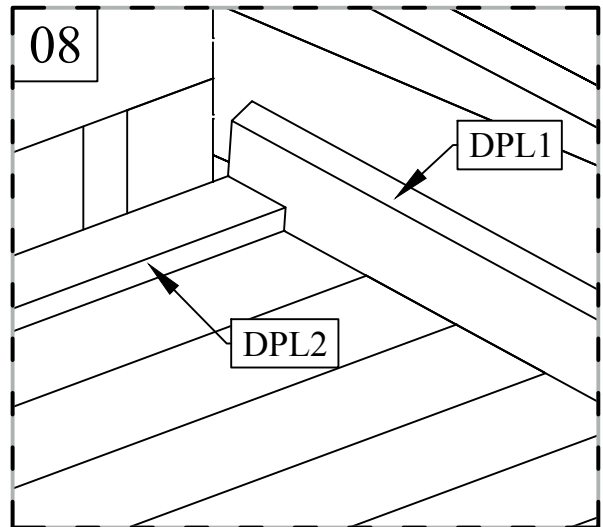
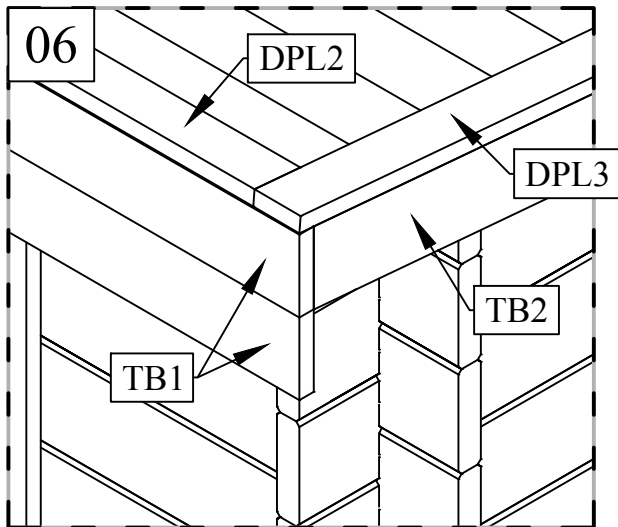
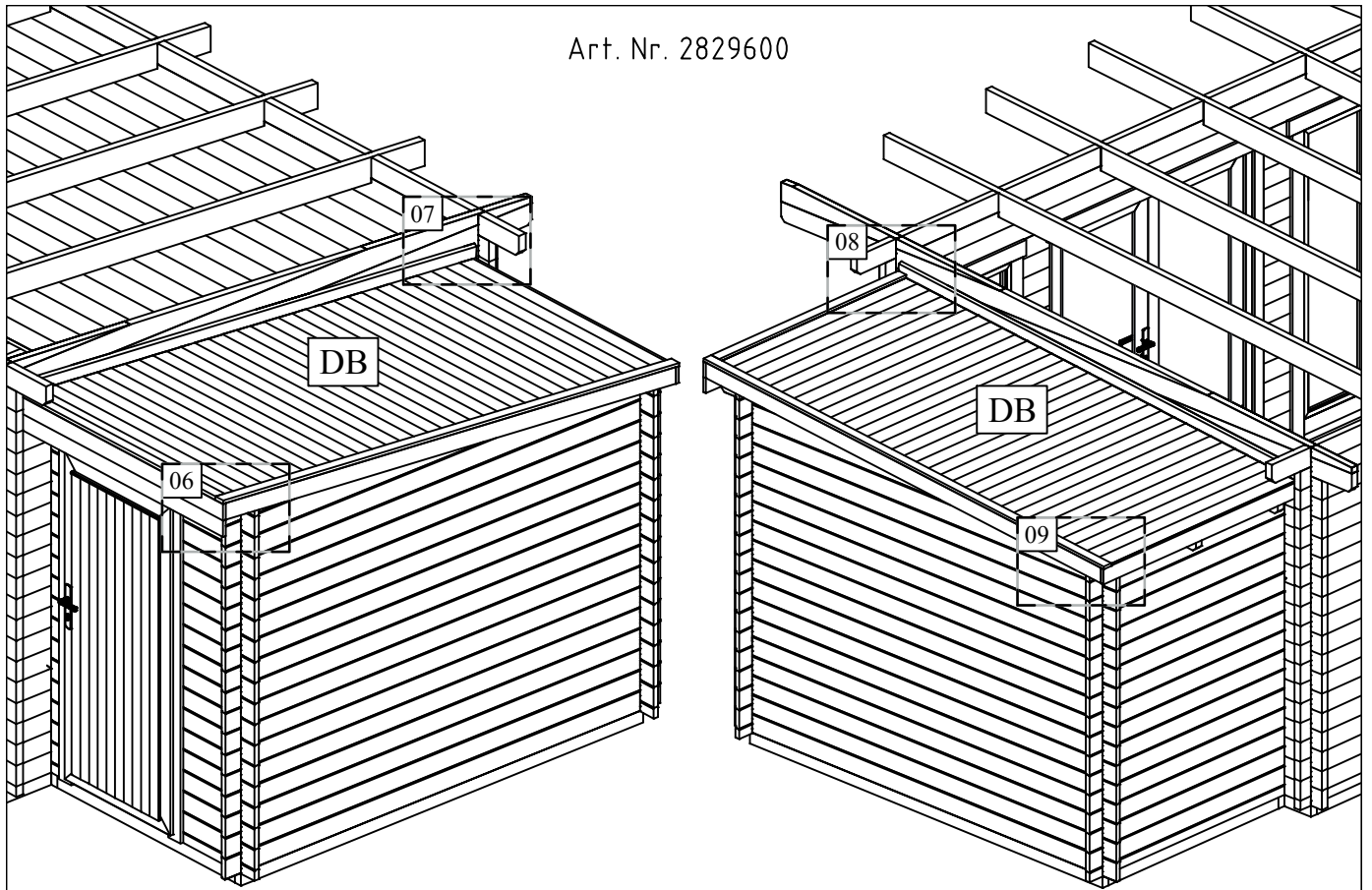
FLOOR BOARDS - FUSSBODENBRETTER -
PLAN POSE PLANCHER





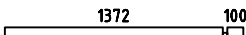


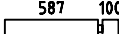
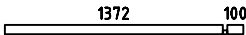
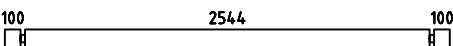





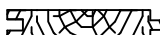




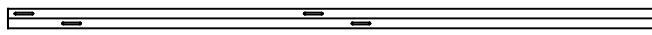
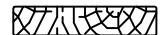





















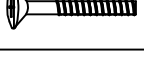





Art. Nr. 2829600

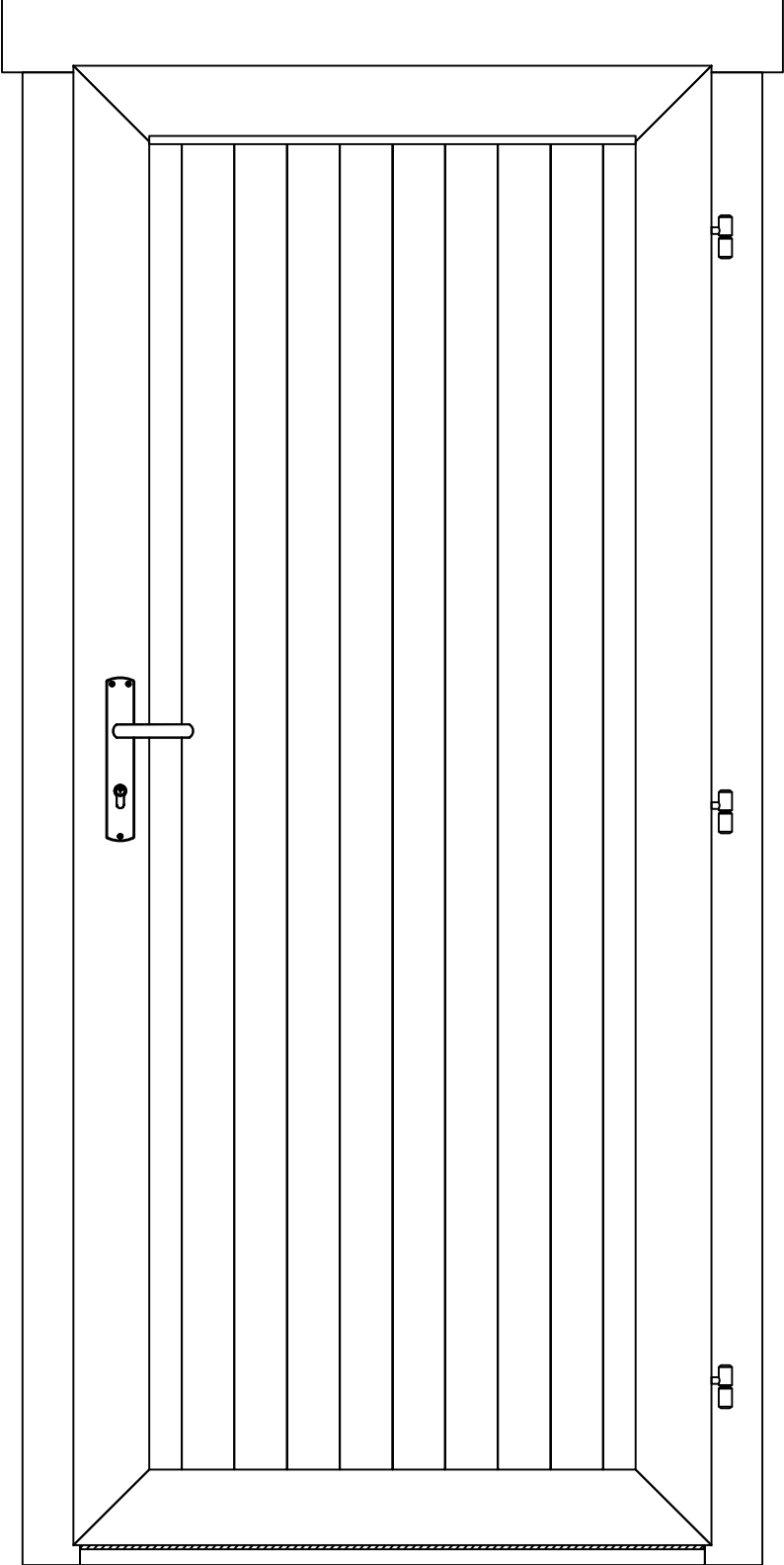






| Pos | 11.10.2016 | Piece list - Stückliste - Liste des pièces Art. Nr. 2829600 | 6/8 | Q | P (mm) | L (mm) |
|------|---|---|-----|----|-----------|-----------|
| 001 |  | | | 1 | 28x57 | 110 |
| 002 |  | | | 1 | 28x57 | 548 |
| 003 |  | | | 16 | 28x114 | 110 |
| 004 |  | | | 16 | 28x114 | 548 |
| 005 |  | | | 16 | 28x114 | 1500 |
| 006 |  | | | 2 | 28x114 | 110 |
| 007 |  | | | 2 | 28x114 | 587 |
| 008 |  | | | 2 | 28x114 | 715 |
| 009 |  | | | 1 | 28x57 | 1500 |
| 010 |  | | | 16 | 28x114 | 2800 |
| WA-1 |  | | | 1 | | |
| IAR1 |  | FOUNDATION - FUNDAMENT - FONDATION | | 2 | 45x70 | 2590 |
| IAR2 |  | FOUNDATION - FUNDAMENT - FONDATION | | 6 | 45x70 | 1310 |
| SR1 |  | RAFTER - DACHSPARREN - CHEVRON | | 2 | 44x140 | 2924 |
| FB | FLOOR BOARDS - FUSSBODENBRETTER - LAME DE PLANCHER |  | | 16 | 90x18 | 2540 |
| DB | ROOF BOARDS - DACHBRETTER - VOLIGES |  | | 33 | 90x18 | 1500 |
| FL | FLOOR FILLET - FUSSBODENLEISTE - CORNIERE DE FINITION DU PLANCHER |  | | | 18x18 | 7.82 |
| DPL1 | ROOFING FELT FILLET - DACHPAPPENLEISTE - BAGUETTE DE FIXATION DU FEUTRE BITUMEUX |  | | 1 | 18x70 | 2950 |
| DPL2 | ROOFING FELT FILLET - DACHPAPPENLEISTE - BAGUETTE DE FIXATION DU FEUTRE BITUMEUX |  | | 1 | 18x58 | 1442 |
| DPL3 | ROOFING FELT FILLET - DACHPAPPENLEISTE - BAGUETTE DE FIXATION DU FEUTRE BITUMEUX |  | | 1 | 18x58 | 2950 |
| P | STORM PROTECTION - STURMLEISTE - LATTE ANTI-TEMPETE |  | | 2 | 44x44 | 2030 |
| TB1 | FASCIA BOARD - TRAUFBRETT - BANDEAU DE TOIT |  | | 3 | 15x90 | 1518 |
| TB2 | FASCIA BOARD - TRAUFBRETT - BANDEAU DE TOIT |  | | 1 | 18x90 | 2920 |
| DRV | ROOF EDGE REINFORCEMENT - DACHRANDVERSTÄRKUNG - CORNIERE DE RENFORT DE BORD DE TOIT |  | | 1 | 28x34 | 2550 |
| KFS | STORM PROTECTION - STURMLEISTE - LATTE ANTI-TEMPETE |  | | 2 | 22x45 | 2050 |

| Pos | 11.10.2016 | Piece list - Stückliste - Liste des pièces Art. Nr. 2829600 | 7/8 | Q | P (mm) | L (mm) |
|------|---|---|-----|--------|-----------|-----------|
| HS9 | SCREW FOR GABLE MOULDING - SCHRAUBEN FÜR GIEBELLEISTE - VIS POUR FIXATION PLANCHE DE RIVE |  | 34 | 3.5x50 | | |
| HS12 | SCREW FOR FASCIA BOARDS - SCHRAUBEN FÜR TRAUFBRETTER - VIS POUR FIXATION BANDEAU DE TOIT |  | 6 | 4x40 | | |
| HS13 | SCREW FOR ROOFING FELT FILLET - SCHRAUBEN FÜR DACHPAPPENLEISTE - VIS POUR FIXATION BAGUETTE DE FIXATION FEUTRE BITUMEUX |  | 7 | 4x60 | | |
| HS18 | SCREW FOR GABLE - SCHRAUBEN FÜR GIEBEL - VIS POUR FIXATION DES PIGNONS |  | 3 | 5x120 | | |
| HS18 | SCREW FOR RAFTER - SCHRAUBEN FÜR DACHSPARREN - VIS POUR CHEVRON |  | 4 | 5x120 | | |
| HS27 | SCREW FOR POST - SCHRAUBEN FÜR PFOSTEN - VIS DE FIXATION DES POTEAUX |  | 8 | 5x70 | | |
| HS16 | SCREW FOR 1. WALL BEAM - SCHRAUBE FÜR 1. BOHLENREIHE - VIS DE FIXATIONS 1ere RANGÉE DE MADRIERS AVEC POUTRELLES DE FONDATIONS |  | 6 | 5x90 | | |
| HS16 | SCREW FOR FOUNDATION - SCHRAUBEN ZUR BEFESTIGUNG FUNDAMENT - VIS DE FIXATIONS DES POUTRELLES DE FONDATIONS |  | 15 | 5x90 | | |
| HS22 | SCREW FOR WALL DETAILS - SCHRAUBE FÜR WAND DETAILS - VIS POUR MUR DETAILS |  | 10 | 6x150 | | |
| HS25 | SCREW FOR DOORSTEP - SCHRAUBEN FÜR SWELLE - VIS POUR FIXATION BARRE DE SEUIL |  | 2 | 4.5x65 | | |
| NF2 | ZN NAIL FOR FLOOR FILLET - ZN NÄGEL FÜR FUSSBODENLEISTE - POINTE POUR CORNIERE DE FINITION DU PLANCHER |  | 16 | 1.4x40 | | |
| SH28 | HAMMER BLOCK - SCHLAGHOLZ - CALLE DE FRAPPE |  | 1 | | | |
| SFS | NUT FOR STORM PROTECTION - SCHRAUBENMUTTER FÜR STURMLEISTE - ECROU POUR LATTE ANTI-TEMPETE |  | 12 | D6 | | |
| NF4 | ZN NAIL FOR ROOF - ZN NÄGEL FÜR DACHBRETTER - POINTE POUR FIXATION VOLIGES DE TOIT |  | 106 | 2x50 | | |
| NF4 | ZN NAIL FOR FLOOR - ZN NÄGEL FÜR FUSSBODENBRETTER - CLOUS POUR PLANCHER |  | 102 | 2x50 | | |
| NF5 | ZN NAIL FOR ROOFING FELT FILLET - ZN NÄGEL FÜR DACHPAPPENLEISTE - POINTE POUR BAGUETTE DE FIXATION FEUTRE BITUMEUX |  | 12 | 2x40 | | |
| BFS1 | BOLT FOR STORM PROTECTION - BOLZEN FÜR STURMLEISTE - BOULON POUR LATTE ANTI-TEMPETE |  | 8 | 6x100 | | |
| BFS2 | BOLT FOR STORM PROTECTION - BOLZEN FÜR STURMLEISTE - BOULON POUR LATTE ANTI-TEMPETE |  | 4 | 6x60 | | |
| DFS | WASHER FOR STORM PROTECTION - DICHTSCHEIBE FÜR STURMLEISTE - RONDELLE POUR LATTE ANTI-TEMPETE |  | 12 | D6 | | |
| TL4 | DOOR HANDLE FITTINGS - TÜRGRIF - POIGNEE DE PORTE |  | 1 | | | |
| TL5 | SET OF DOOR LOCK COVERS - SCHLOSSBLENDEN - SET DE GARNITURES DE PORTE |  | 1 | | | |
| | CYLINDER LOCK - ZYLINDERSCHLOSS - BARILLET DE PORTE |  | 1 | 30x35 | | |
| | | | | | | |
| | | | | | | |
| | | | | | | |

| Pos | 11.10.2016 | Piece list - Stückliste - Liste des pièces Art. Nr. 2829600 | 8/8 | Q | P (mm) | L (mm) |
|---|-----------------------------|--|-----|---|-----------|-----------|
| | DOOR - TÜR - PORTE 835x1850 | UL.2.100.IVP.MMWa TC+0 | 1 | | | |
|  <p>The drawing shows a door with a rectangular frame. The main panel consists of ten vertical slats. On the left side, there is a horizontal handle with a keyhole. On the right side, there are three lock bolts. The top and bottom of the door have a slightly recessed frame. The drawing is a line-art representation.</p> | | | | | | |
| | | | | | | |
| | | | | | | |
| | | | | | | |
| | | | | | | |