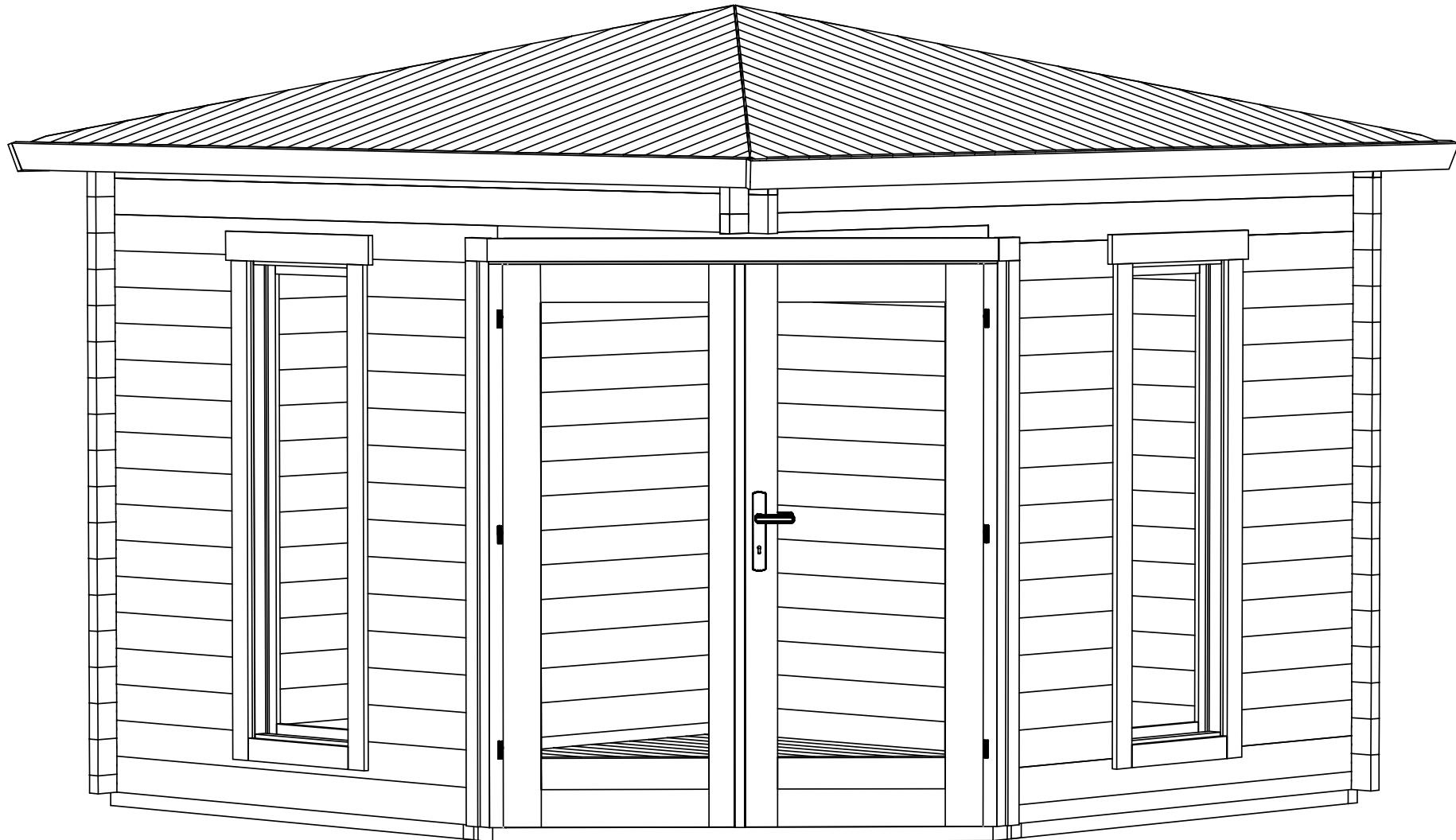


*Oban 40*  
*Art. Nr. 408940*  
1/13

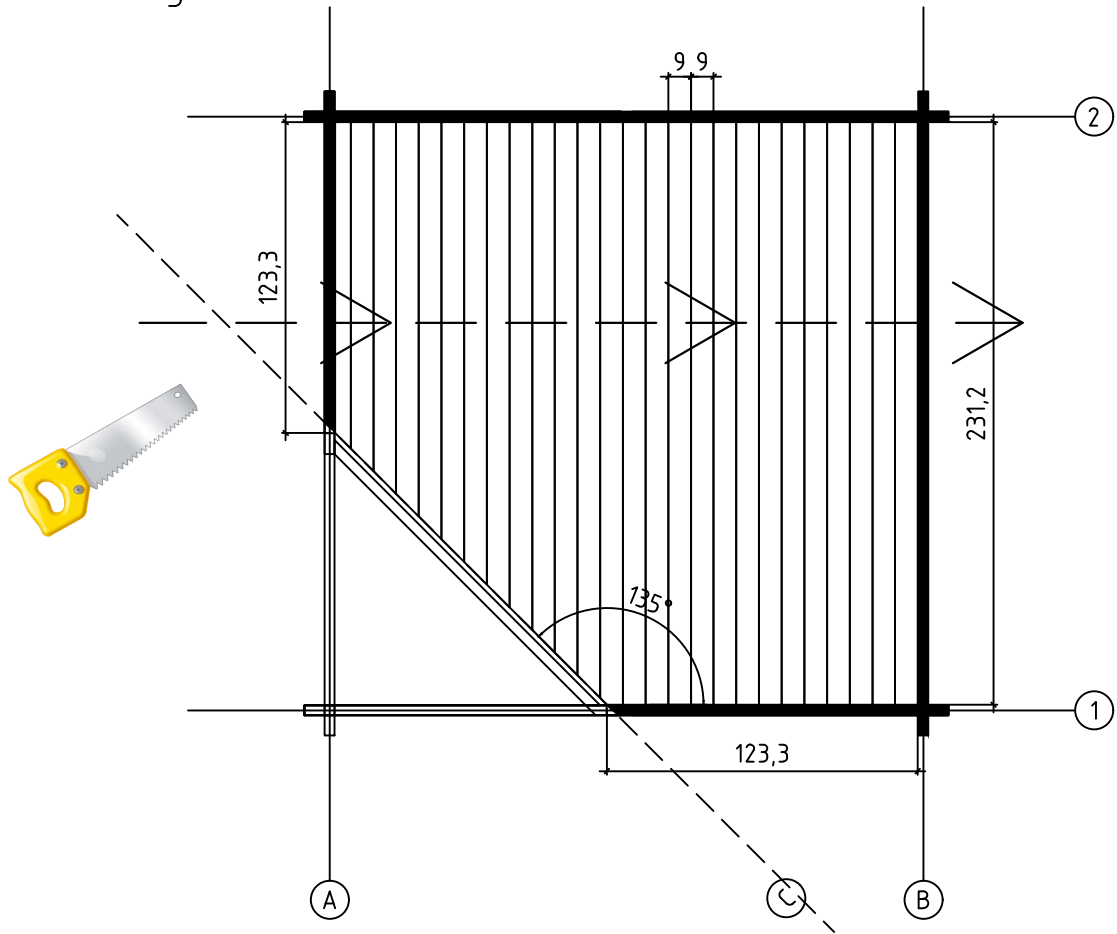




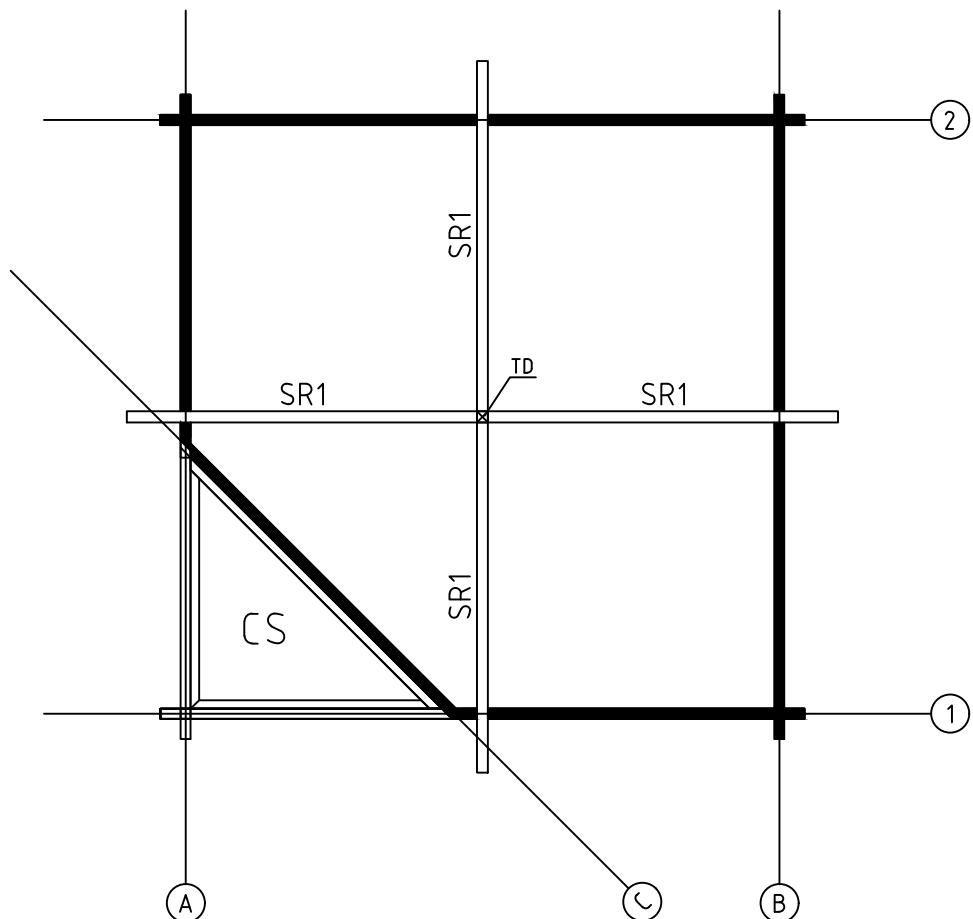
Art. Nr. 408940

FLOOR BOARDS - FUSSBODENBRETTER - PLAN POSE PLANCHER

Mounting direction - Aufbauschrirte - Instruction de montage

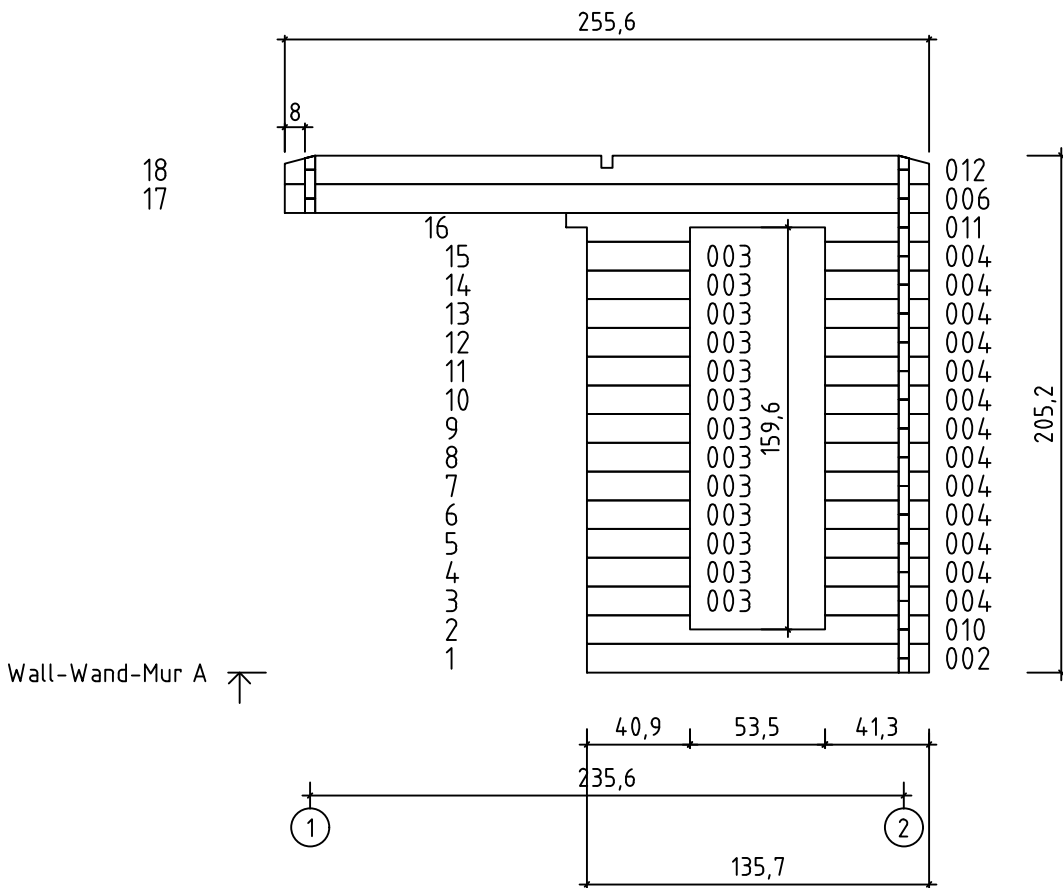
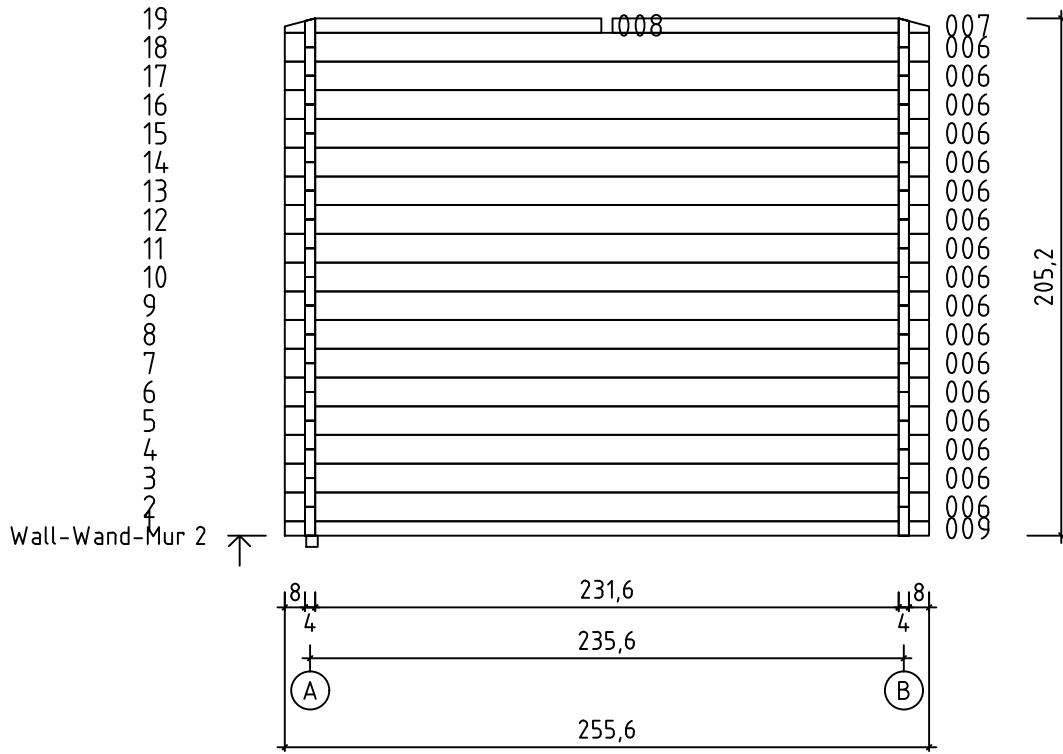


OVERHEAD BEAMS - DECKENBALKEN - SOLIVES

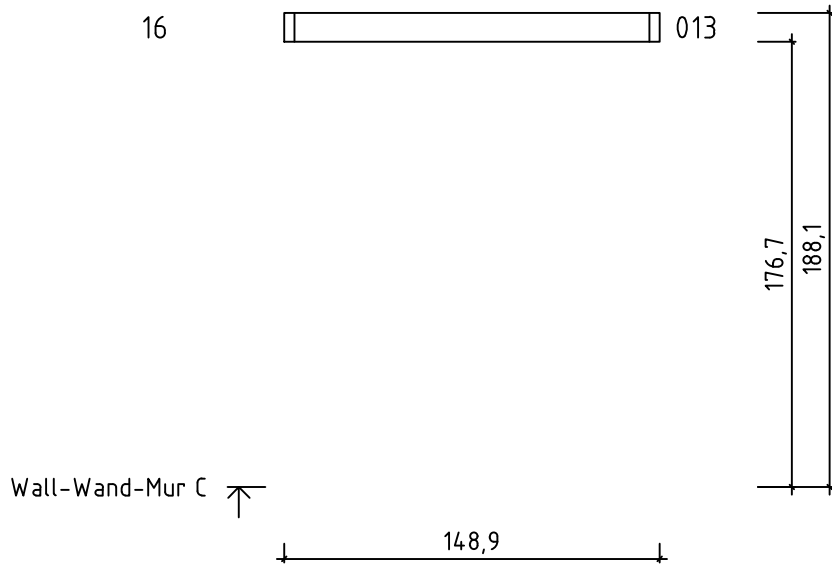
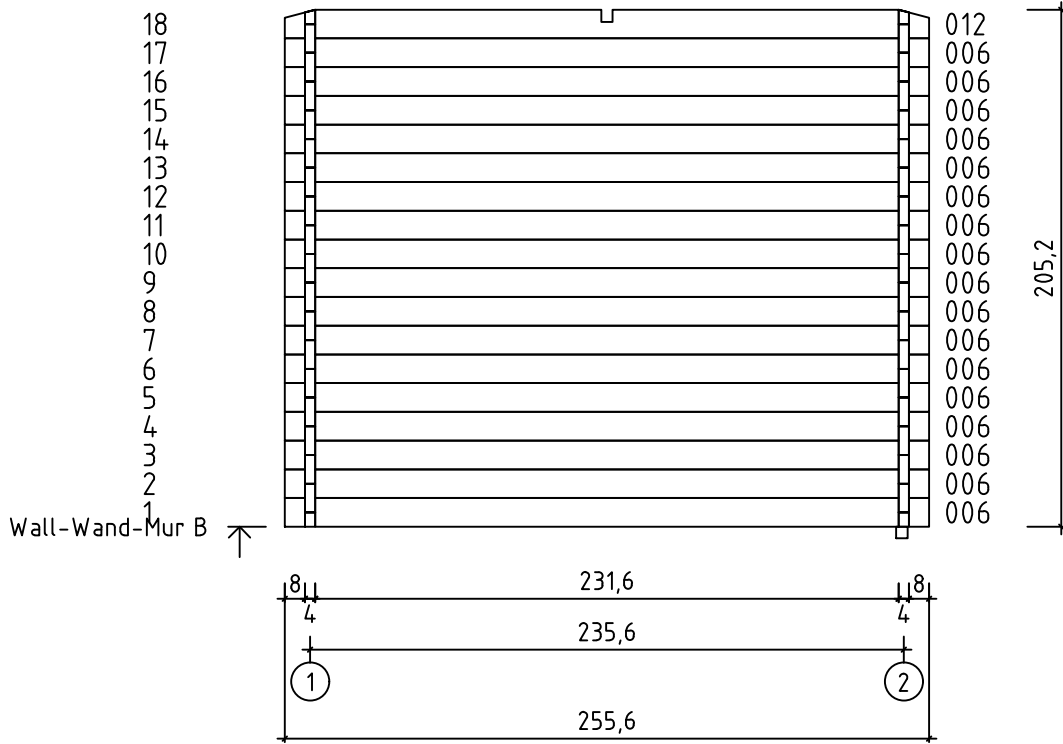




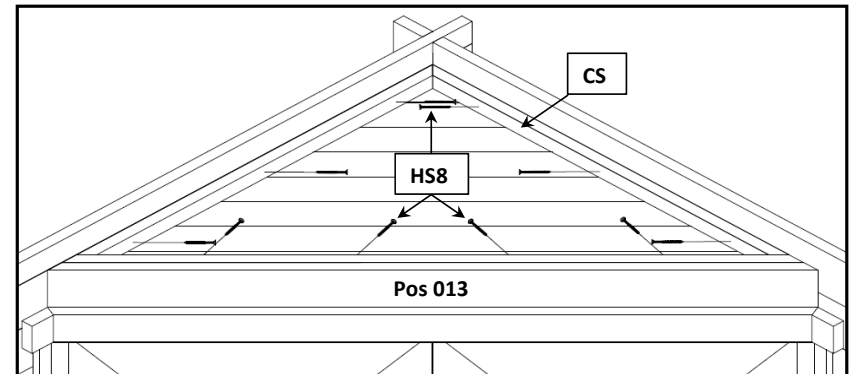
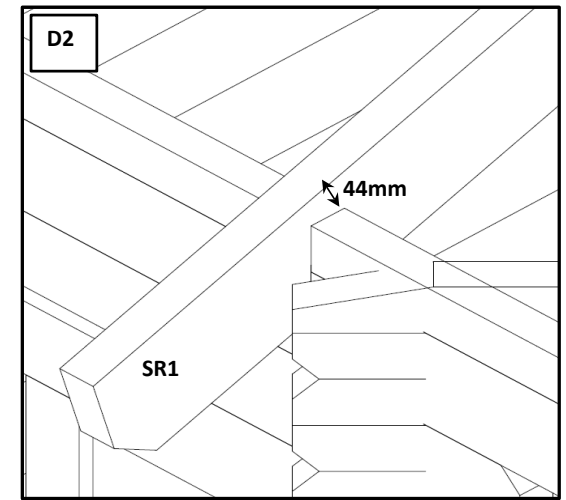
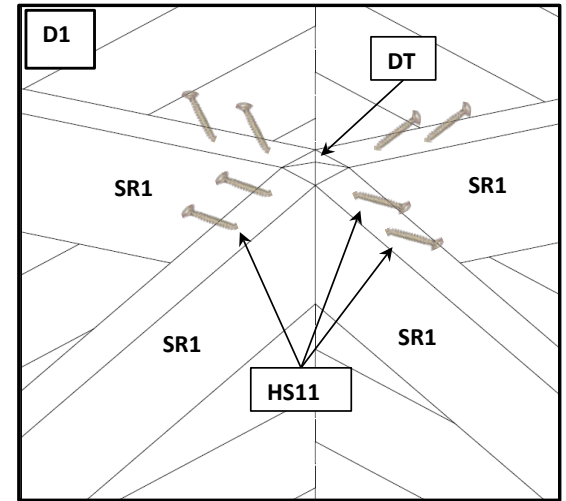
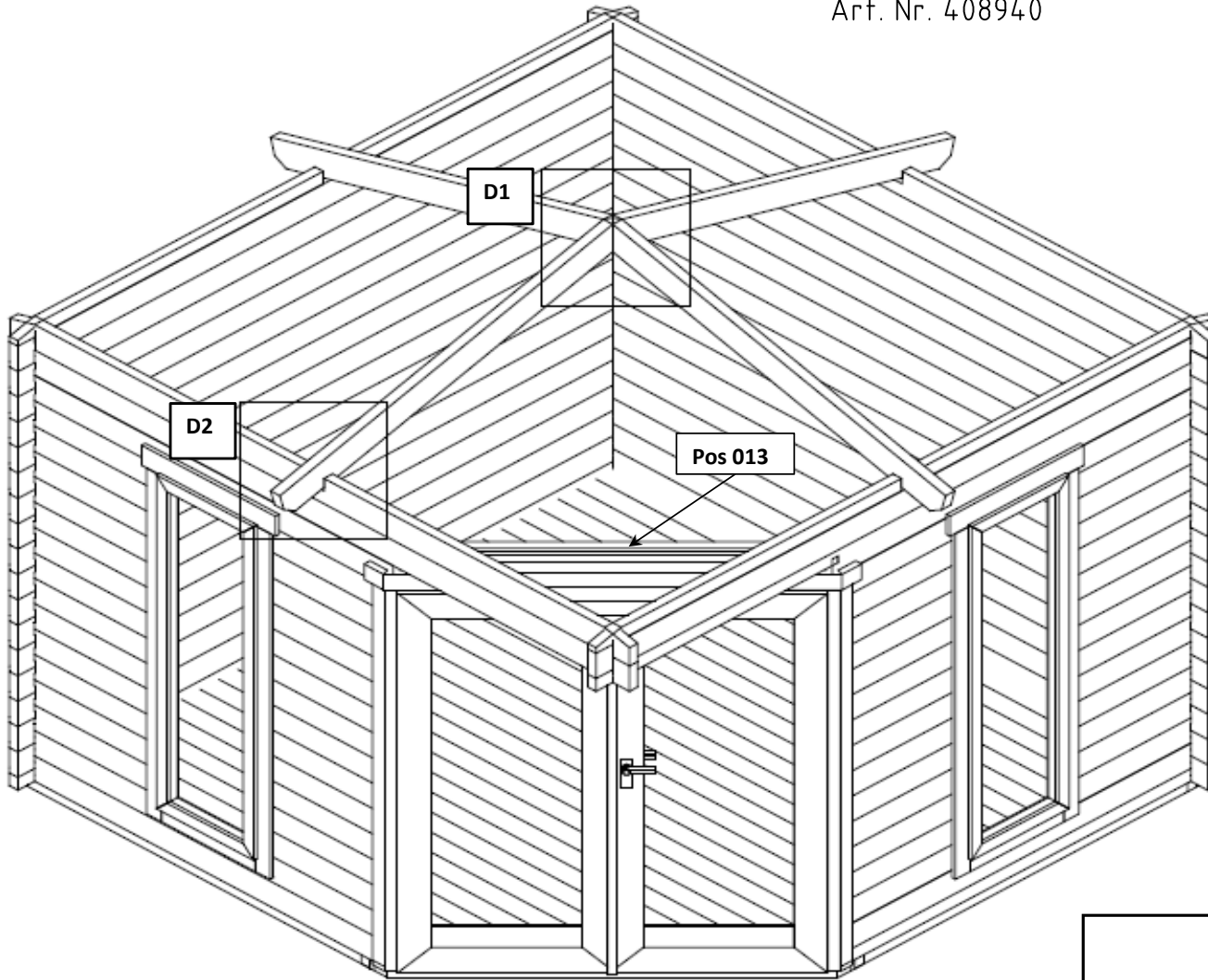
Art. Nr. 408940



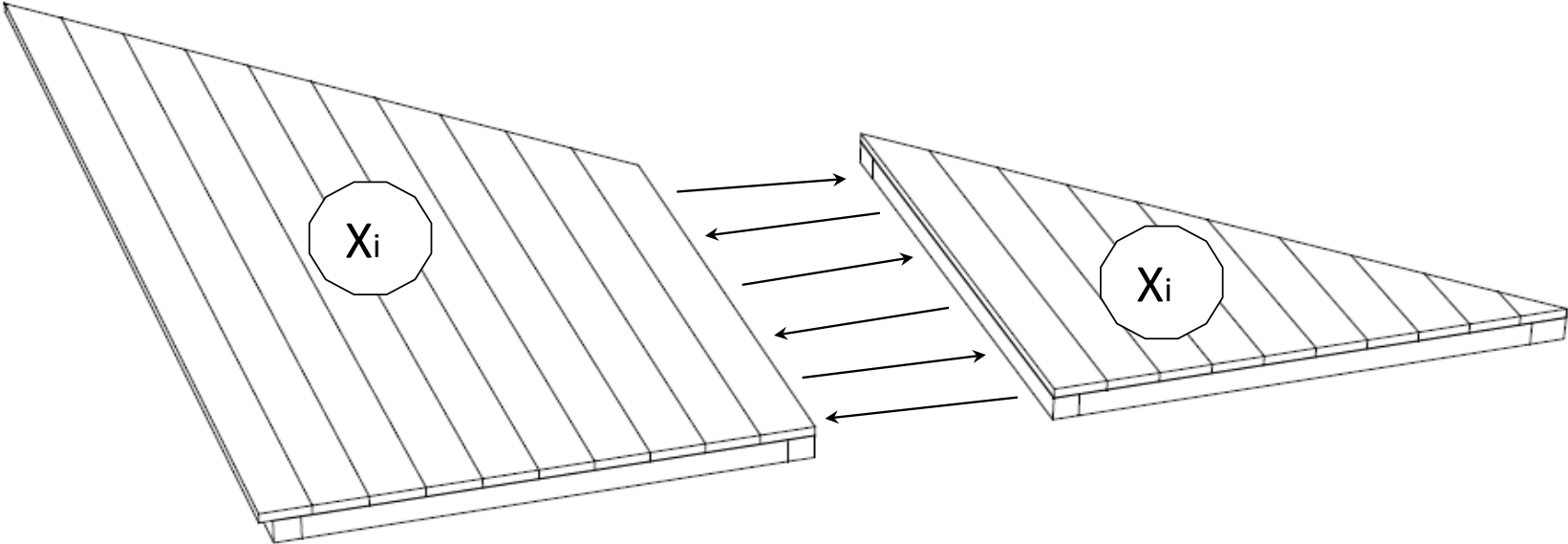
Art. Nr. 408940



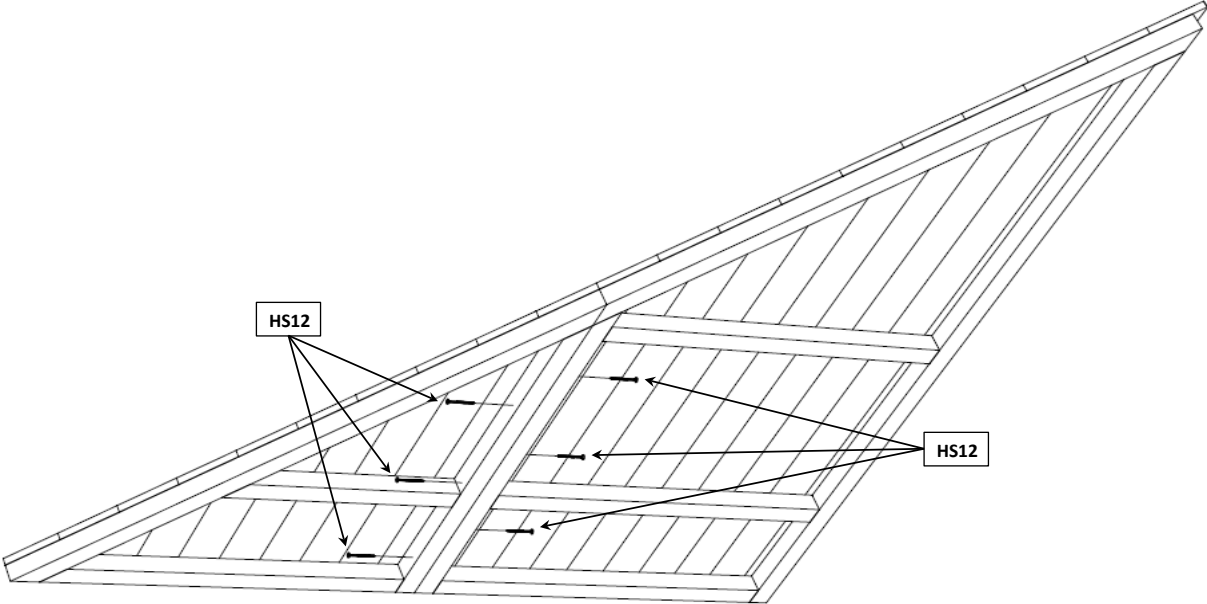
Art. Nr. 408940



Art. Nr. 408940  
TOP VIEW - ANSICHT VON OBEH - VUE DE DESSUS



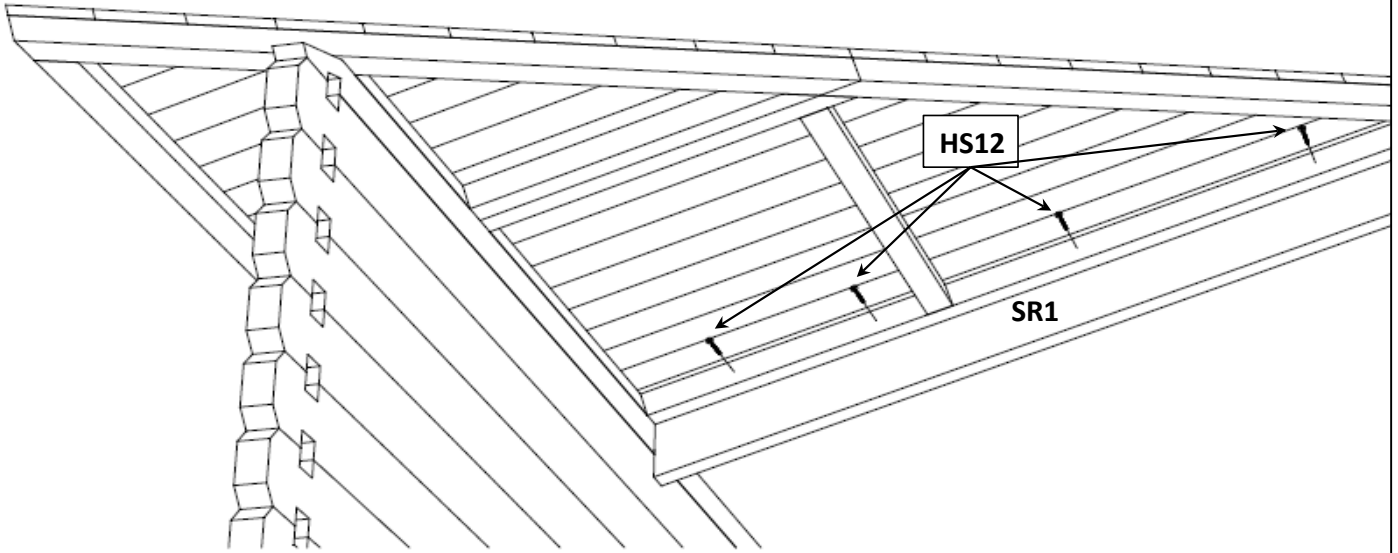
FROM BELOW - VUE DE DESSOUS - ANSICHT VON UNTEN



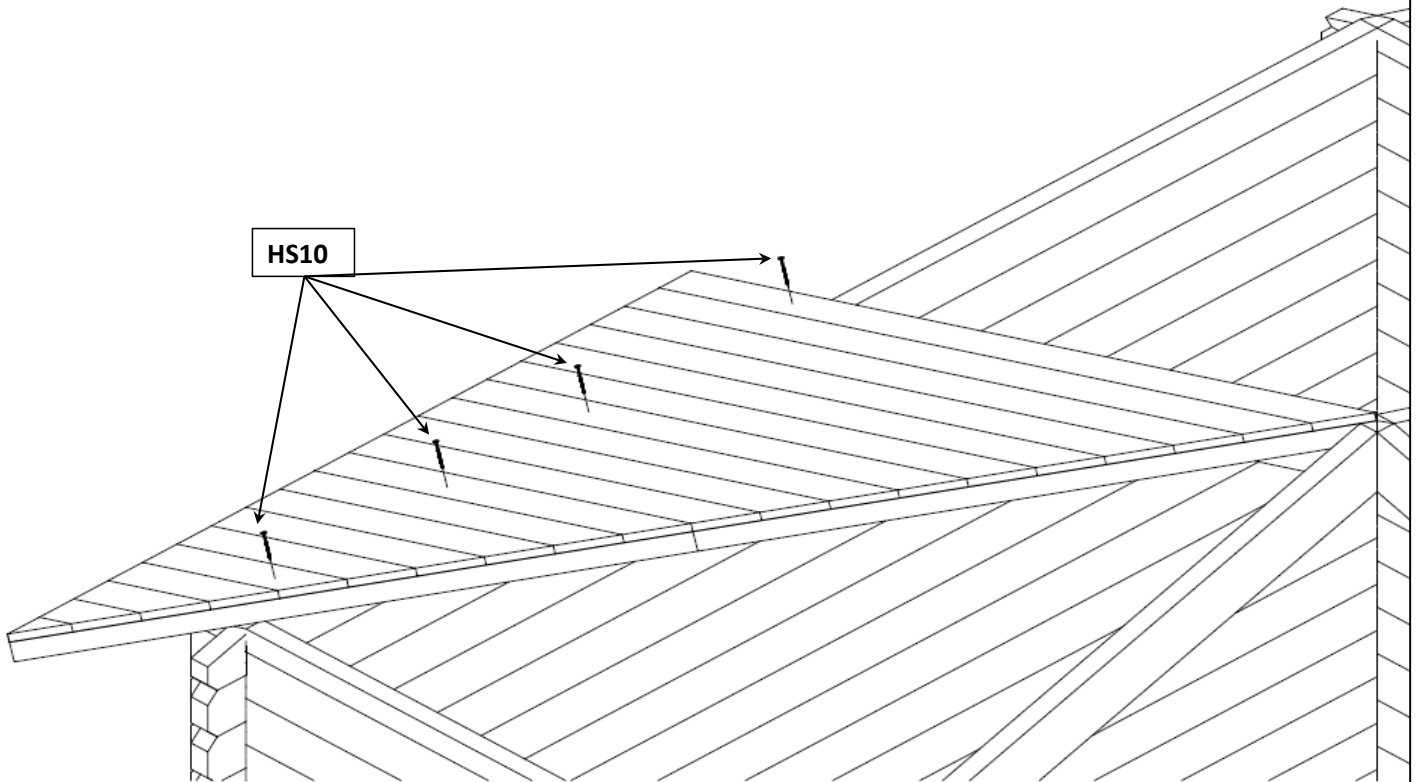


Art. Nr. 408940

FROM BELOW - VUE DE DESSOUS - ANSICHT VON UNTEN

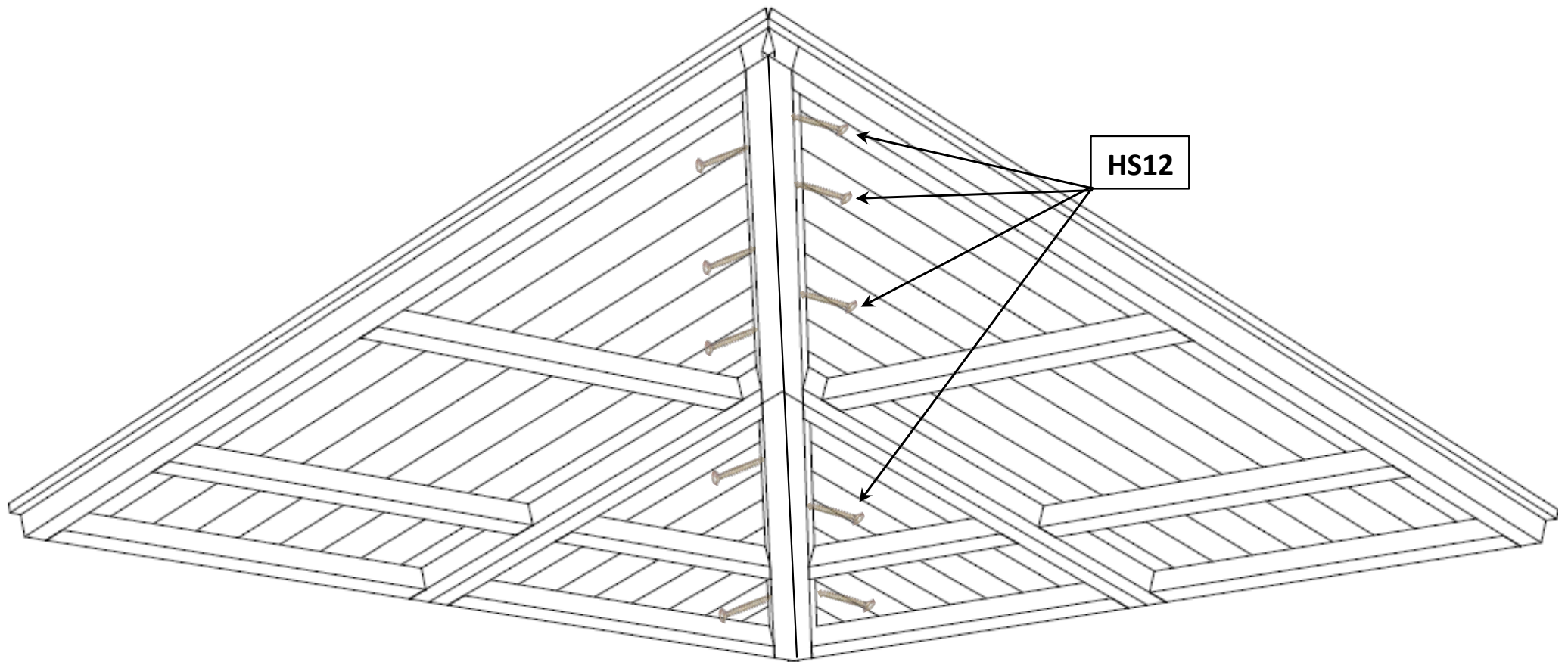


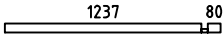
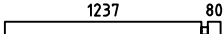


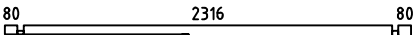
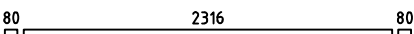


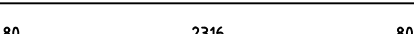






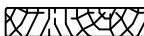
TOP VIEW - ANSICHT VON OBEH - VUE DE DESSUS

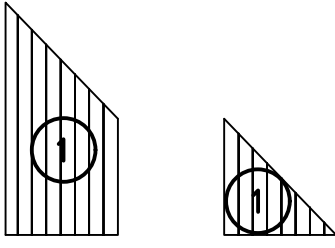
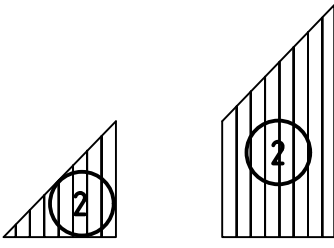
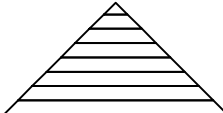


















Art. Nr. 408940

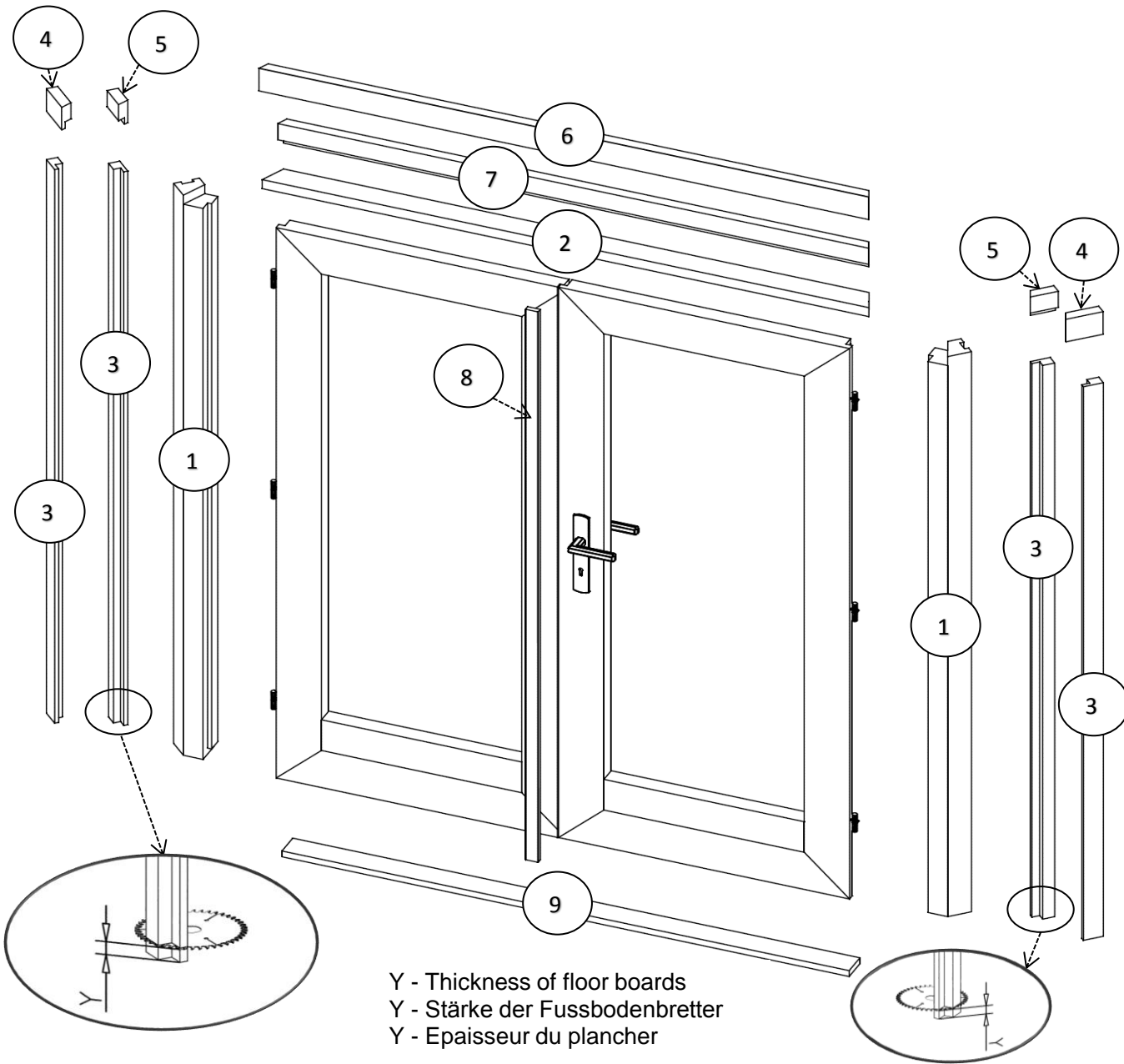
FROM BELOW - VUE DE DESSOUS - ANSICHT VON UNTEN

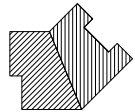










| Pos  | 13.04.2016  | Piecelist - Stücklist - Liste des composants<br>Art. Nr. 408940 | 11/13   | Q. | P.<br>(mm) | L.<br>(mm) |
|------|---|---|---|----|------------|------------|
| 001  |    |   |   | 1  | 40x57      | 1357       |
| 002  |    |   |   | 2  | 40x114     | 1357       |
| 003  |    |   |   | 27 | 40x114     | 409        |
| 004  |    |   |   | 27 | 40x114     | 413        |
| 005  |    |   |   | 1  | 40x114     | 2556       |
| 006  |    |   |   | 36 | 40x114     | 2556       |
| 007  |    |   |   | 2  | 40x57      | 1256       |
| 008  |    |   |   | 2  | 40x57      | 1256       |
| 009  |    |   |   | 1  | 40x57      | 2556       |
| 010  |    |   |   | 1  | 40x114     | 1357       |
| 011  |    |   |   | 1  | 40x114     | 1439       |
| 012  |  |   |   | 2  | 40x114     | 2556       |
| 013  |  |   |   | 1  | 40x114     | 1489       |
| IAR4 |   | FOUNDATION - FUNDAMENT - FONDATION                              |   | 2  | 45x45      | 2341       |
| IAR5 |   | FOUNDATION - FUNDAMENT - FONDATION                              |   | 3  | 45x45      | 2296       |
| IAR6 |   | FOUNDATION - FUNDAMENT - FONDATION                              |   | 1  | 45x45      | 2130       |
| IAR2 |   | FOUNDATION - FUNDAMENT - FONDATION                              |   | 1  | 45x45      | 1698       |
| IAR7 |   | FOUNDATION - FUNDAMENT - FONDATION                              |   | 1  | 45x45      | 1680       |
| IAR1 |   | FOUNDATION - FUNDAMENT - FONDATION                              |   | 1  | 45x45      | 1608       |
| IAR3 |   | FOUNDATION - FUNDAMENT - FONDATION                              |   | 2  | 45x45      | 1230       |
| IAR8 |   | FOUNDATION - FUNDAMENT - FONDATION                              |   | 1  | 45x45      | 1185       |
| SR1  |   | RAFTER - DACHSPARREN - CHEVRON                                  |   | 4  | 44x120     | 1438       |
|      |   | FLOOR BOARDS - FUSSBODENBRETTER - LAME DE PLANCHER              |  | 26 | 90x18      | 2312       |
|      |   | FLOOR FILLET-FUSSBODENLEISTE - CORNIERE DE FINITION DU PLANCHER |  |    | 18x18      | 9.25       |
| TB   |   | EAVES BOARD - TRAUFBRETT - BANDEAU DE TOIT                      |  | 4  | 18x90      | 3000       |

| Pos  | 13.04.2016  | Piecelist - Stücklist - Liste des composants<br>Art. Nr. 408940                       | 12/13 | Q.  | P.<br>(mm) | L.<br>(mm) |
|------|---|---|-------|-----|------------|------------|
| EL   | ROOF SHIELD - ELEMENT - PANNEAU DE TOITURE  |     |       | 4   | 1461x1411  |            |
| EL   | ROOF SHIELD - ELEMENT - PANNEAU DE TOITURE  |     |       | 4   | 1461x1411  |            |
| CS   | CEILING SHIELD - ELEMENT - PANNEAU DE TOITURE   |    |       | 1   | 1409x705   |            |
|      | STORM PROTECTION - STURMLEISTE -<br>- LATTE ANTI-TEMPETE  |     |       | 5   | 22x45      | 2050       |
|      | ROOF SUPPORT - DACH TRÄGER - SUPPORT DE TOIT  |   |       | 1   | 44x44      | 130        |
|      | WINDOW HANDLE FITTINGS - FENSTERGRIFF - POIGNÉE D'OUVERTURE<br>DE FENETRE   |  |       | 2   |            |            |
| HS8  | SCREW FOR TRIANGULAR FIXING - MONTAGENSCHRAUBE FÜR DREIECKIGE -<br>- VIS D'ASSEMBLAGE POUR TRIANGLE   |  |       | 10  | 4x60       |            |
|      | SCREW FOR 1. WALL BEAM - SCHRAUBE FÜR 1. BOHLENREIHE - VIS DE<br>FIXATION DES FONDATIONS  |  |       | 4   | 5x90       |            |
| HS3  | SCREW FOR DOOR FILLET - SCHRAUBE ZUR BEFESTIGUNG TÜRLEISTE -<br>VIS D'ASSEMBLAGE DU CADRE DE PORTE  |  |       | 5   | 3x30       |            |
| HS22 | SCREW FOR FIXING DOOR TO THE WALL - SCHRAUBE ZUR<br>BEFESTIGUNG TUR - ZARGE MIT WAND - VIS POUR FIXATION<br>DORMANT DE PORTE AU 1ER RANG DE MADRIER         |  |       | 2   | 3.5x50     |            |
| HS45 | SCREW FOR COVERING MOULDING - SCHRAUBEN FÜR<br>DECKUNGSPROFIL - VIS DE FIXATION PROFILS DE FINITION<br>VERTICAUX A FIXER A L'EXTERIEUR DU CADRE DE LA PORTE |  |       | 26  | 4x40       |            |
|      | SCREW FOR EAVES BOARDS - SCHRAUBEN FÜR TRAUFBRETTEN - VIS<br>DE FIXATION POUR BANDEAU DE TOIT   |  |       | 28  | 4x40       |            |
|      | SCREW FOR POS 013 - SCHRAUBEN FÜR POS 013 -<br>- VIS POUR POS 013   |  |       | 4   | 4x60       |            |
| HS10 | SCREW FOR SHIELD - SCHRAUBEN ZUR ELEMENT<br>VIS POUR DE PANNEAU DE TOITURE  |  |       | 48  | 5x120      |            |
| HS11 | SCREW FOR RAFTER - SCHRAUBEN FÜR DACHSPARREN -<br>- SCHRAUBEN FÜR DACHSPARREN - VIS POUR CHEVRON  |  |       | 12  | 5x120      |            |
|      | SCREW FOR FUNDAMENT - SCHRAUBEN ZUR BEFISTIGUNG FUNDAMENT<br>- VIS POUR FONDATION   |  |       | 23  | 5x90       |            |
|      | SCREW FOR POS 005 - SCHRAUBEN FÜR POS 005 -<br>- VIS POUR POS 005   |  |       | 2   | 5x90       |            |
| HS41 | SCREW FOR DOOR JAMB - SCHRAUBE FÜR TÜRRAHMEN - VIS DE<br>FIXATION POUR MONTANT DE PORTE   |  |       | 4   | 5x90       |            |
| HS12 | SCREW FOR SHIELD - SCHRAUBEN ZUR ELEMENT<br>VIS POUR DE PANNEAU DE TOITURE  |  |       | 120 | 6x80       |            |





| Pos | Piece list - Stückliste - Liste des pièces  | Q. | P (mm) | L (mm) |
|-----|---|----|--------|--------|
| 1   |    | 2  | 77x60  | 1736   |
| 2   |    | 1  | 77x38  | 1538   |
| 3   |    | 4  | 28x50  | 1721   |
| 4   |    | 2  | 28x70  | 94     |
| 5   |    | 2  | 28x70  | 66     |
| 6   |  | 1  | 28x70  | 1546   |
| 7   |  | 1  | 28x70  | 1489   |
| 8   |  | 1  | 13x32  | 1706   |
| 9   |  | 1  | 18x77  | 1438   |

