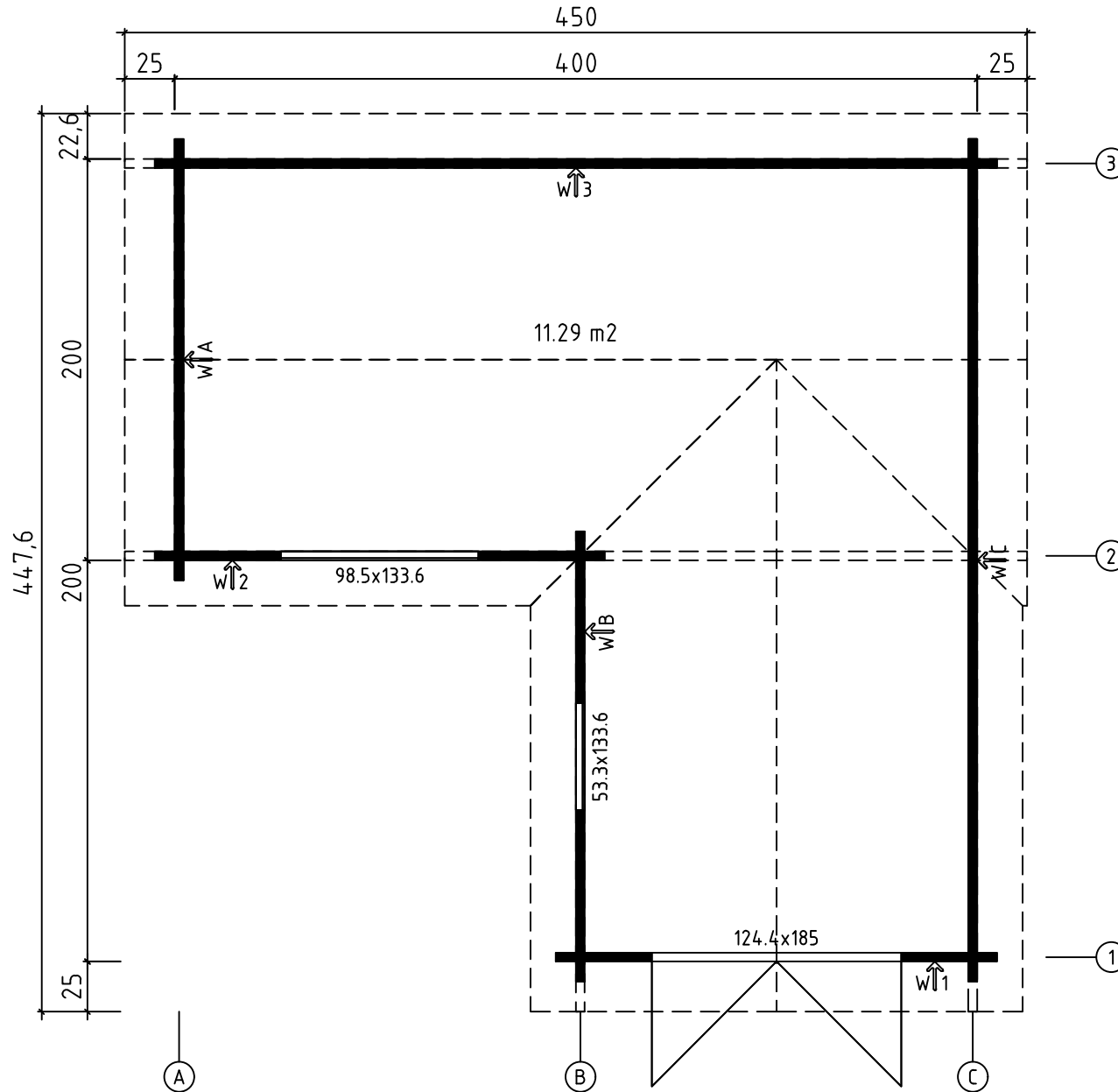


Portsmouth 44
Art. Nr.4420102
1/11

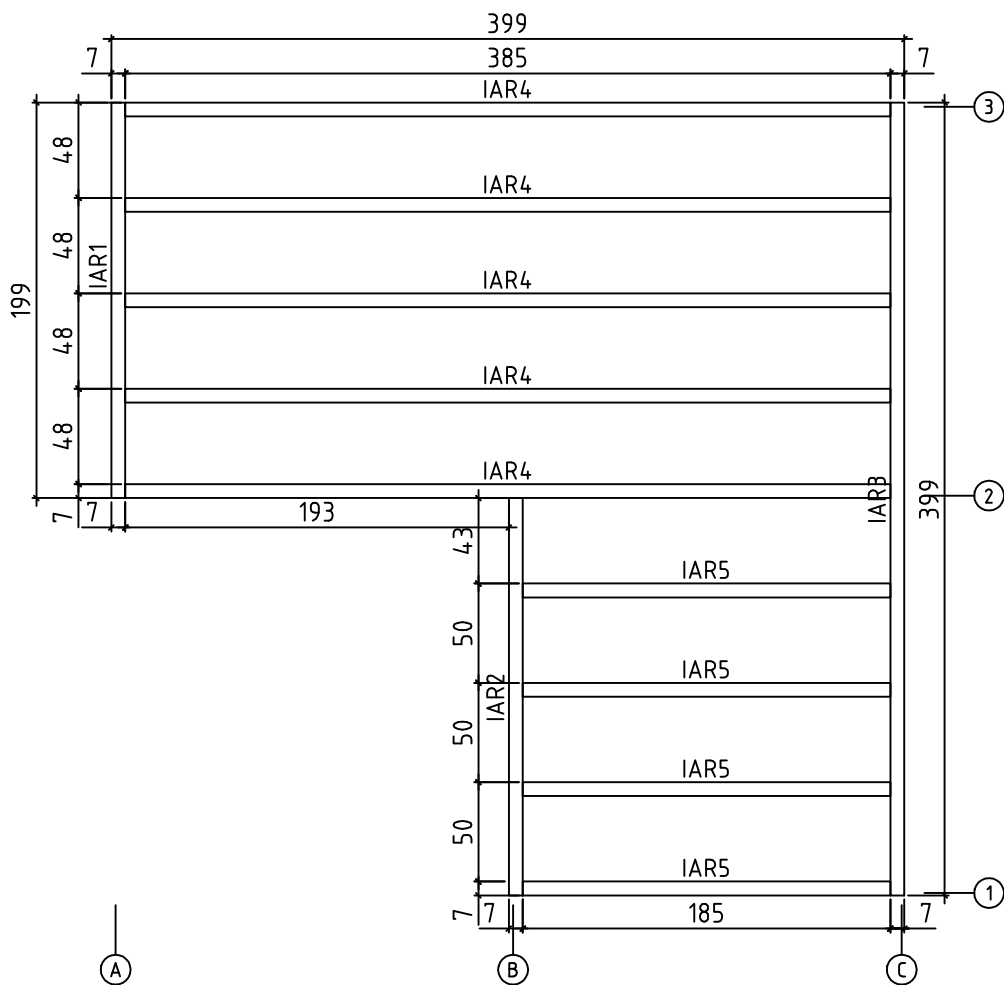


Art.Nr. 4420102

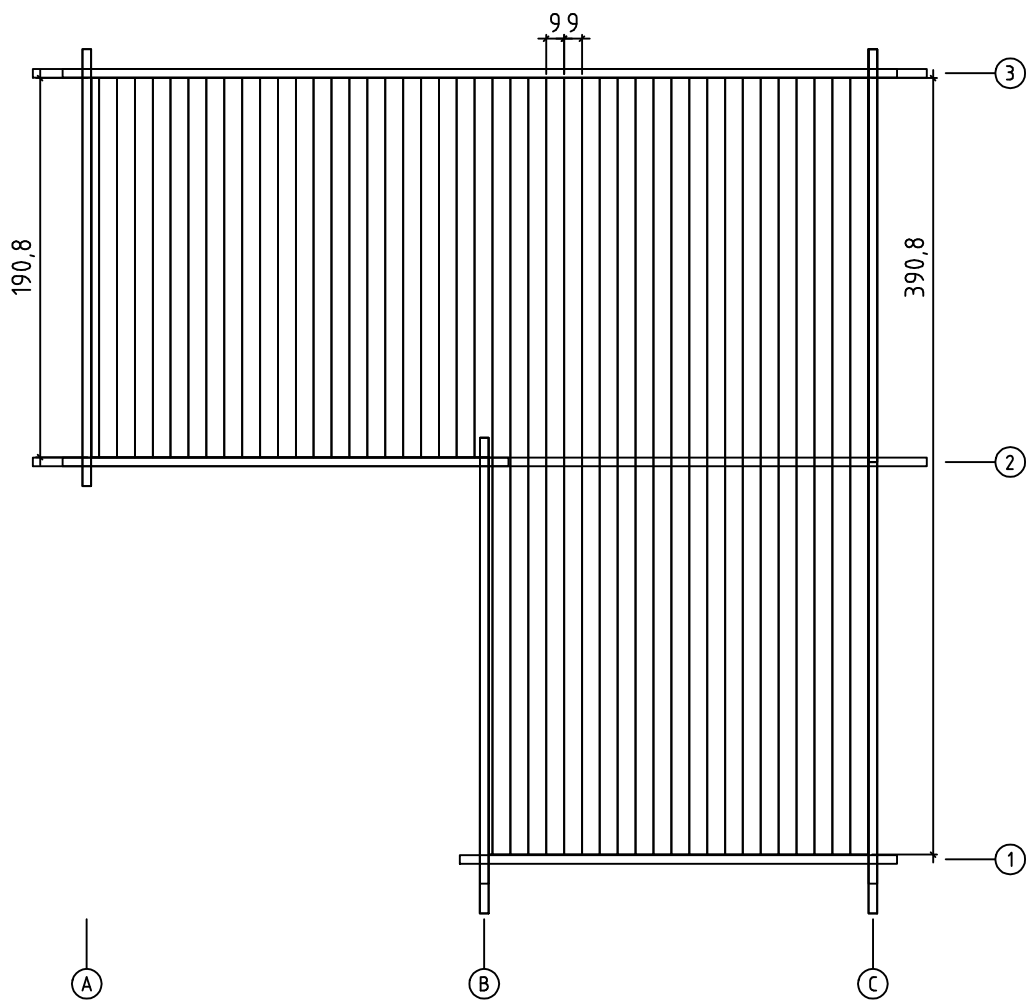
GROUNDPLAN - GRUNDPLAN - PLAN DE MASSE



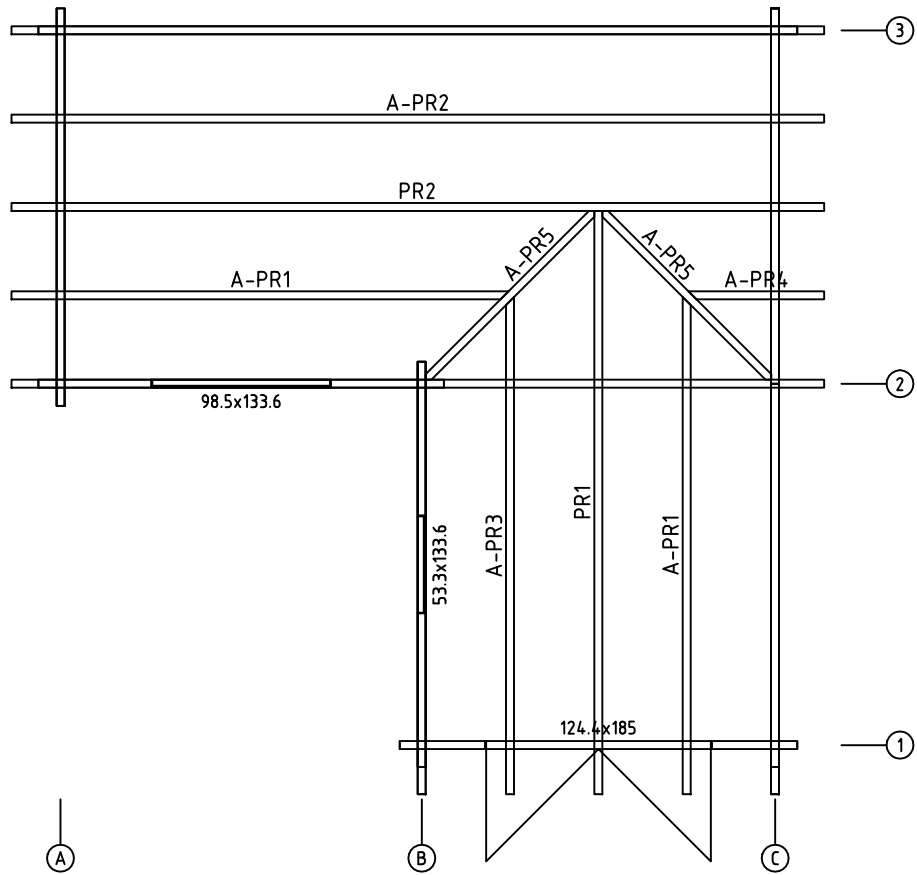
FOUNDATION - FUNDAMENT - FONDATION



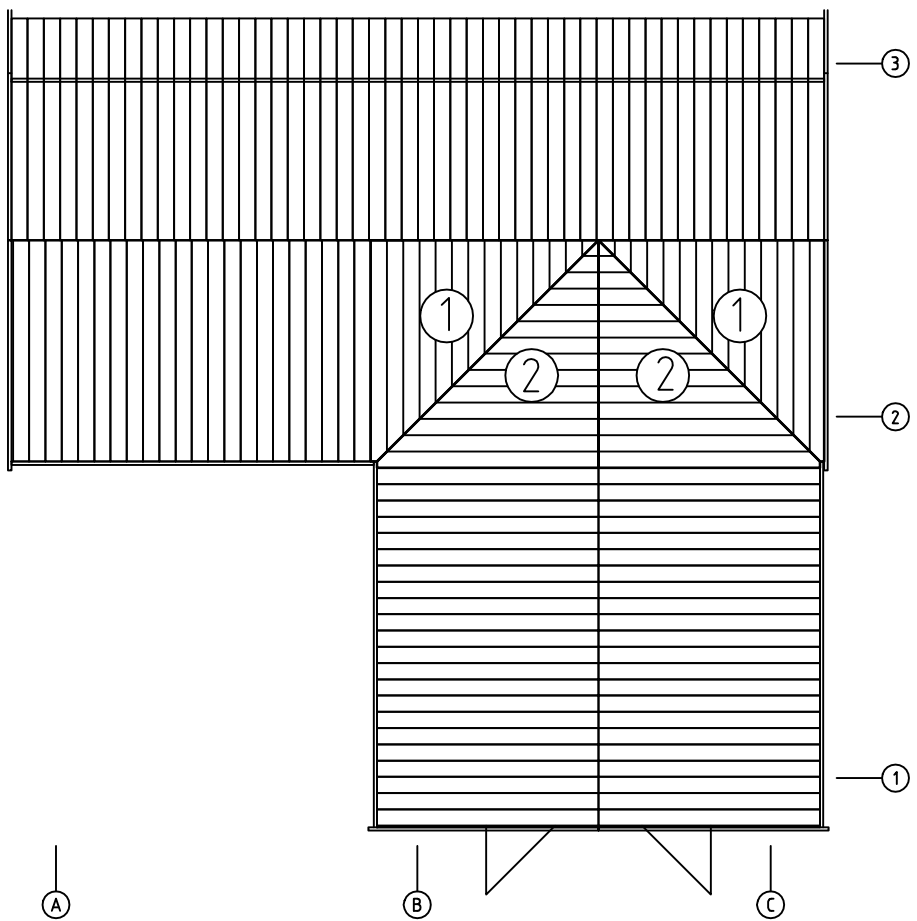
FLOOR BOARDS - FUSSBODENBRETTER - PLAN POSE PLANCHER



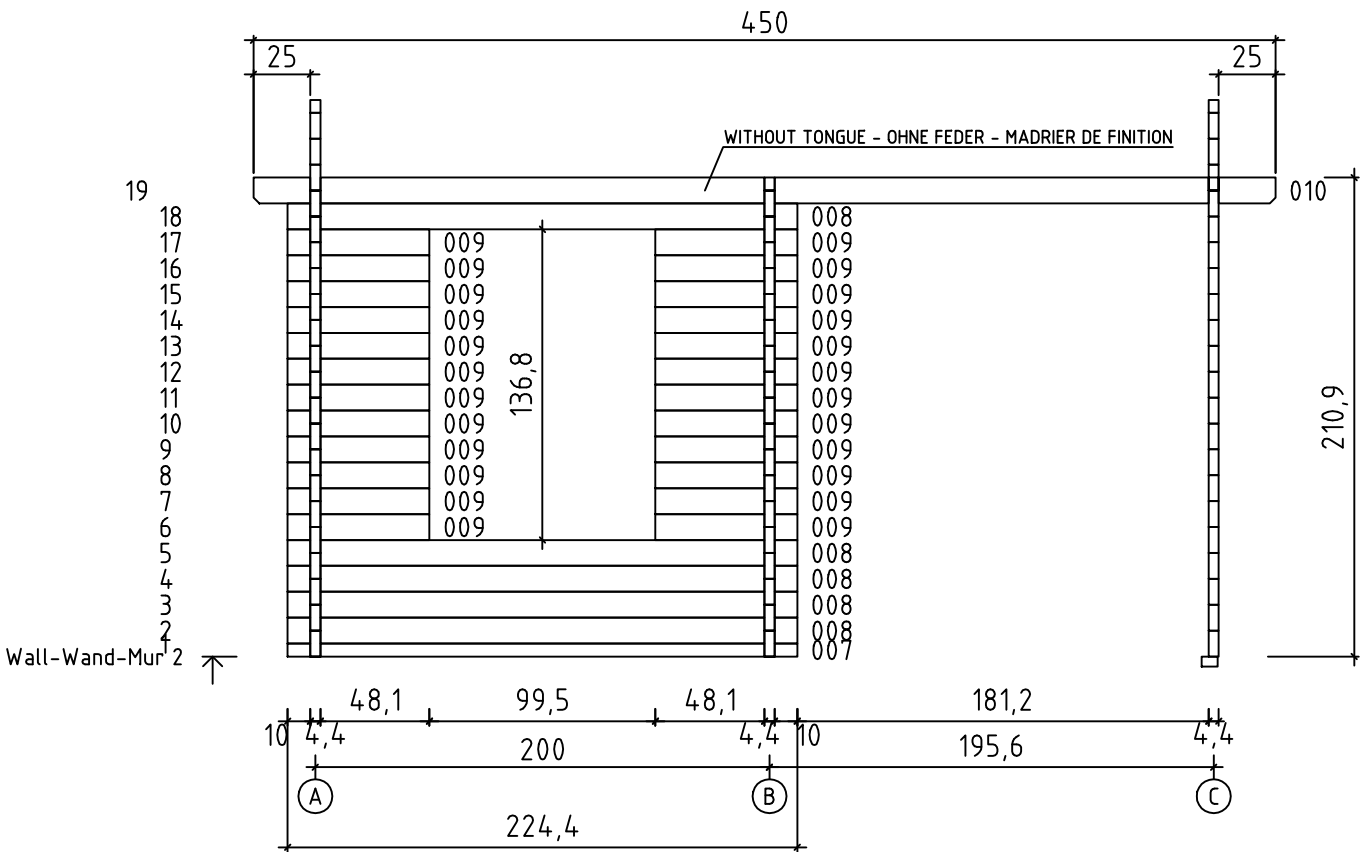
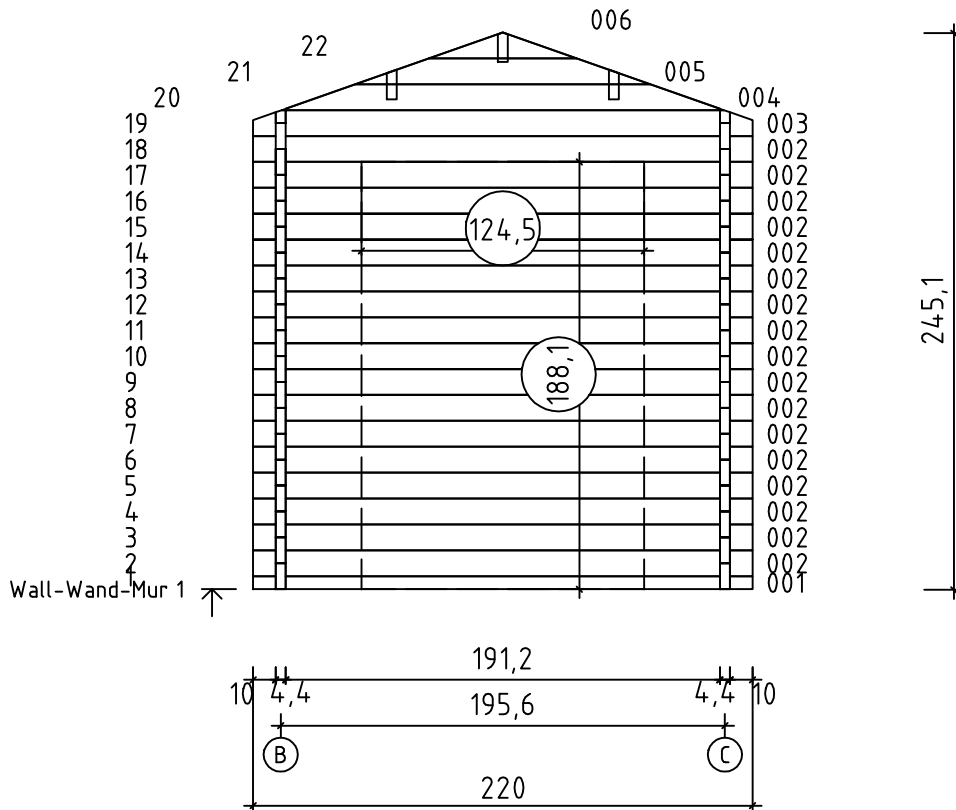
ROOF BEAM - DACHPFETTEN - PANNE DE TOIT

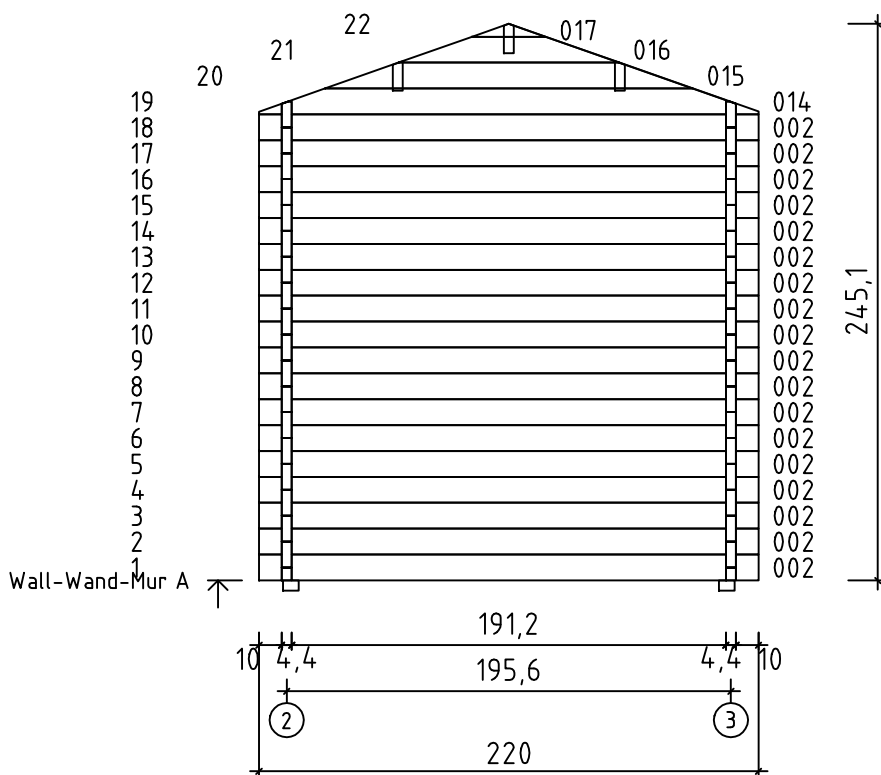



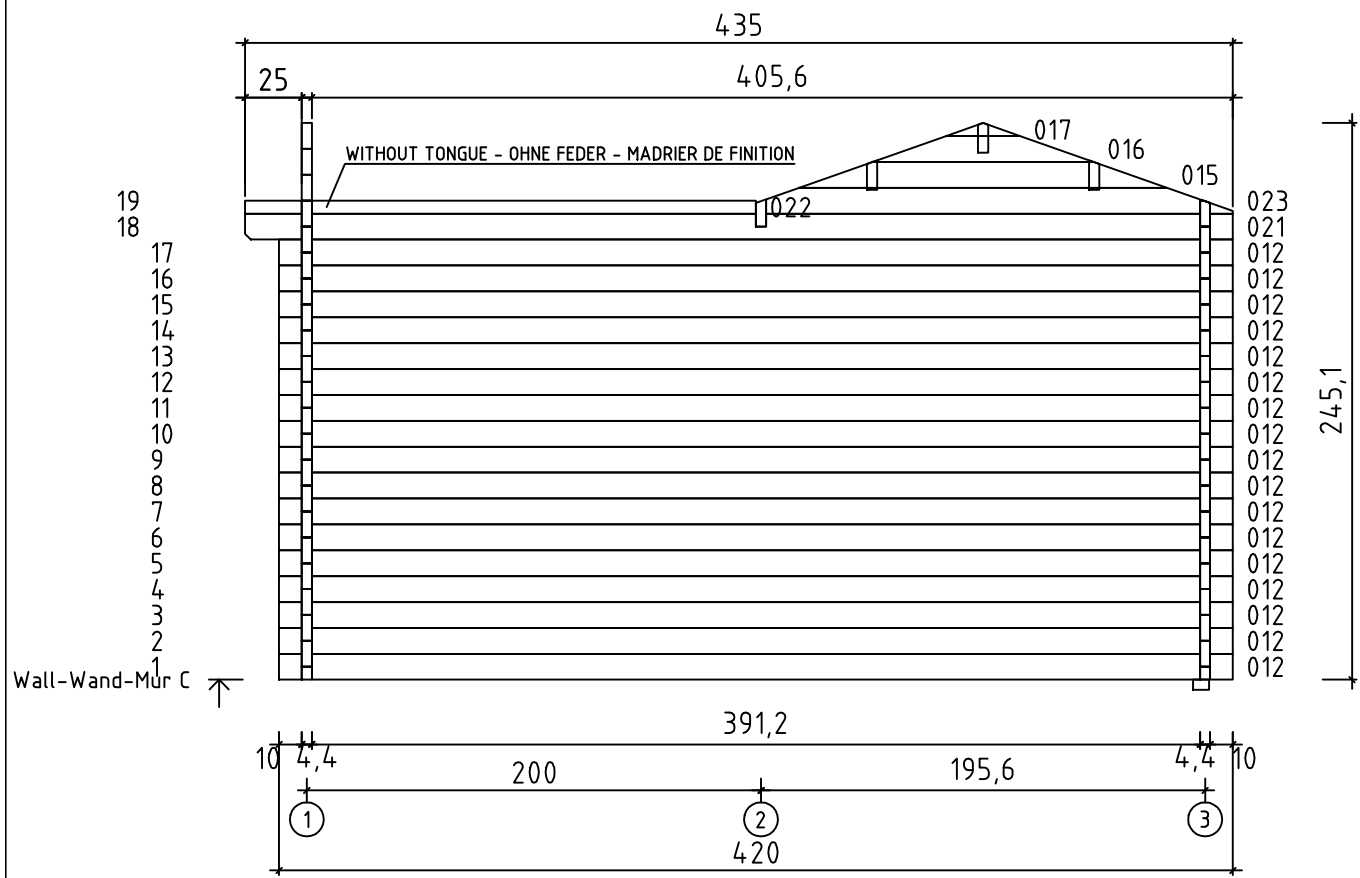
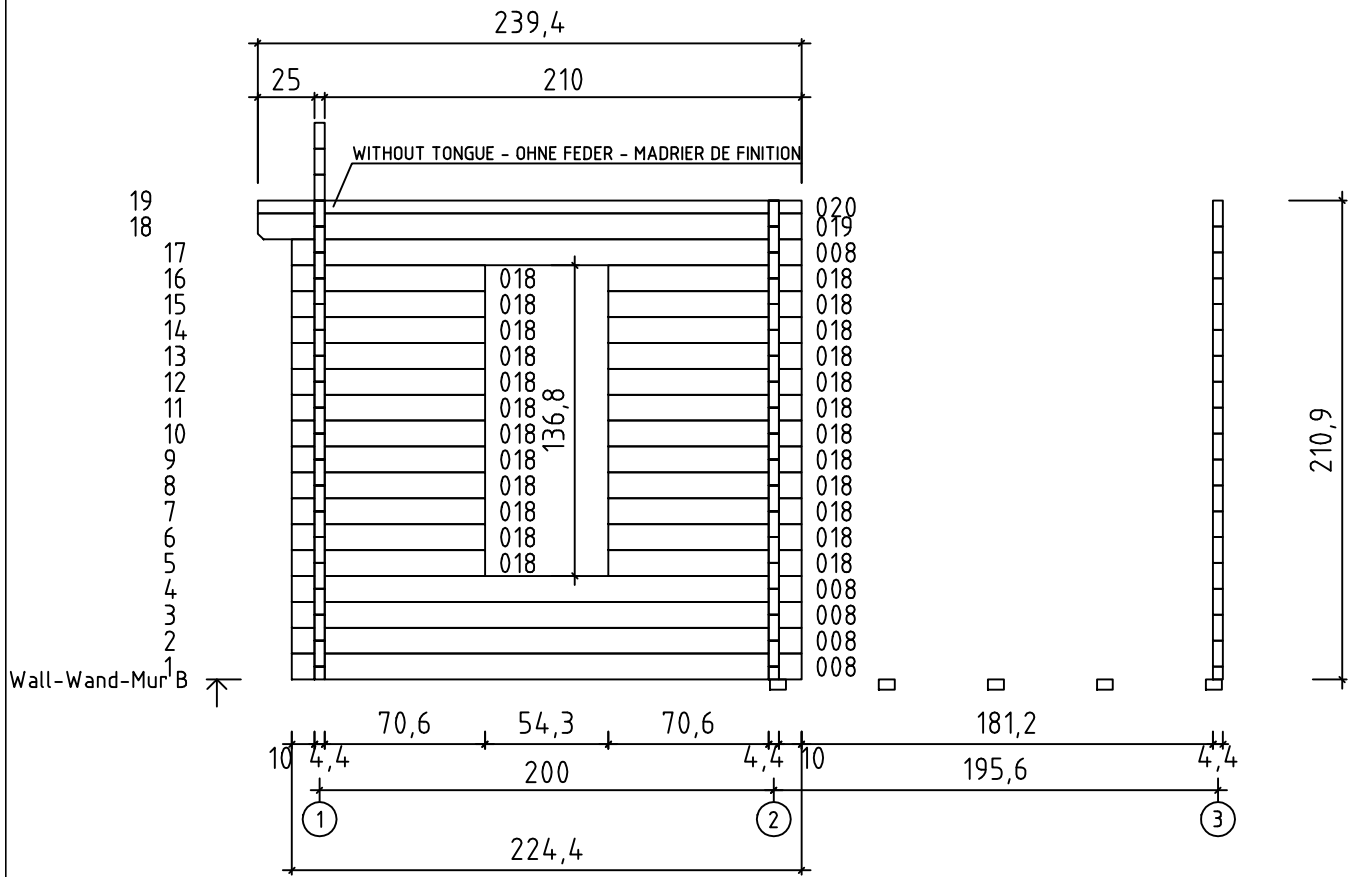
ROOF PLAN - DACH-PLAN - PLAN DU TOIT

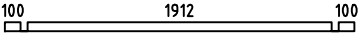
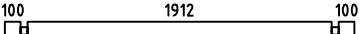
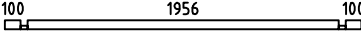
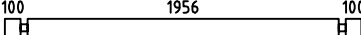

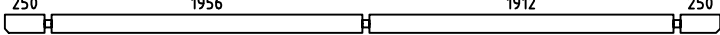
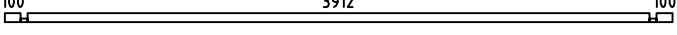

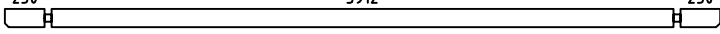




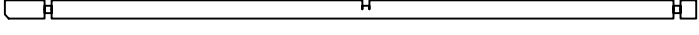
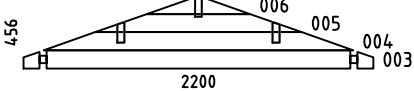
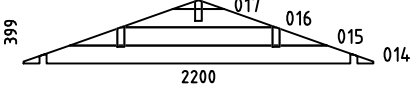
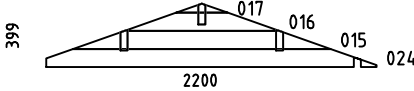

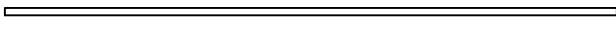
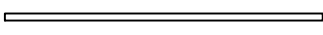
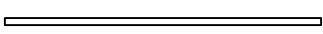

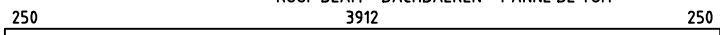
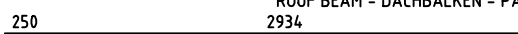


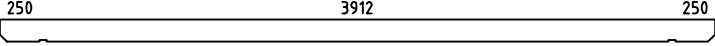
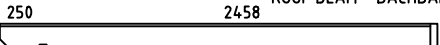
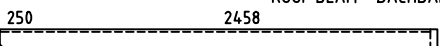
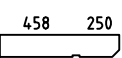



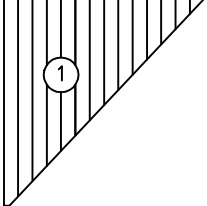
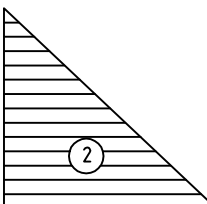



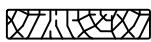
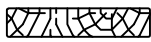






NB! ROOFBOARDS WITH NUMBERS HAVE TO BE INSTALLED FIRST!


















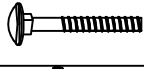



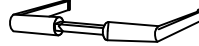

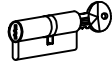



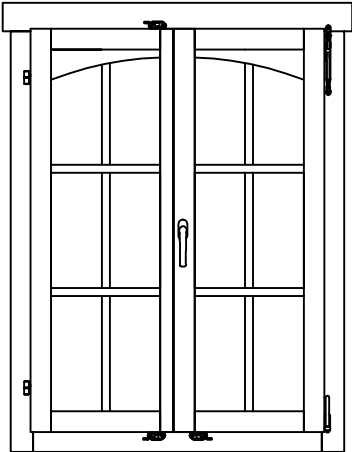
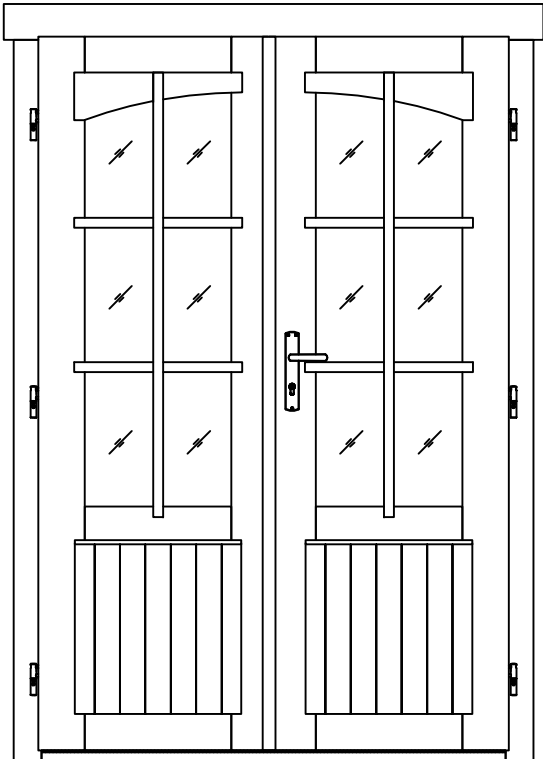




Pos	30.03.2016	Piece list - Stückliste - Liste des pièces Art.Nr. 4420102	8/11	Q	P (mm)	L (mm)
001				1	44x57	473
002				35	44x114	2200
007				1	44x57	2244
008				10	44x114	2244
009				24	44x114	624
010				1	44x120	4500
011				1	44x57	4200
012				34	44x114	4200
013				1	44x120	4500
018				24	44x114	851
019				1	44x114	2394
020				1	44x63	2394
021				1	44x63	2250
022				1	44x114	4350
W1-1				1		
WA-1				1		
WC-1				1		
IAR3				1	70x45	3990
IAR4				5	70x45	3850
IAR2				1	70x45	2000
IAR1				1	70x45	1990
IAR5				4	70x45	1850
PR2				1	44x140	4500
PR1				1	44x140	3228

Pos	30.03.2016	Piece list - Stückliste - Liste des pièces Art.Nr. 4420102	9/11	Q	P (mm)	L (mm)
A-PR2		ROOF BEAM - DACHBALKEN - PANNE DE TOIT 3912 		1	44x140	4500
A-PR1		ROOF BEAM - DACHBALKEN - PANNE DE TOIT 		2	44x140	2752
A-PR3		ROOF BEAM - DACHBALKEN - PANNE DE TOIT 		1	44x140	2752
A-PR4		ROOF BEAM - DACHBALKEN - PANNE DE TOIT 		1	44x140	752
A-PR5		ROOF BEAM - DACHBALKEN - PANNE DE TOIT 1396		2	44x140	1396
		FLOOR BOARDS - FUSSBODENBRETTER - LAME DE PLANCHER 		22	90x18	3908
		FLOOR BOARDS - FUSSBODENBRETTER - LAME DE PLANCHER 		22	90x18	1908
		ROOF BOARDS - DACHBRETTER - VOLIGES 		120	90x18	1300
		ROOF BOARDS - DACHBRETTER - VOLIGES 		2		
		ROOF BOARDS - DACHBRETTER - VOLIGES 		2		
		FLOOR FILLET - FUSSBODENLEISTE - CORNIERE DE FINITION DU PLANCHER 			18x18	15.63
		ROOFING FELT FILLET - DACHPAPPENLEISTE - BAGUETTE DE FIXATION DU FEUTRE BITUMEUX 		1	18x58	1350
		ROOFING FELT FILLET - DACHPAPPENLEISTE - BAGUETTE DE FIXATION DU FEUTRE BITUMEUX 		4	18x58	1350
TB-3		FASCIA BOARD - TRAUFBRETT - BANDEAU DE TOIT 		3	18x90	2020
TB-4		FASCIA BOARD - TRAUFBRETT - BANDEAU DE TOIT 		2	18x90	2250
DRV-3		ROOF EDGE REINFORCEMENT - DACHRANDVERSTÄRKUNG - CORNIERE DE RENFORT DE BORD DE TOIT 		3	28x34	2020
DRV-4		ROOF EDGE REINFORCEMENT - DACHRANDVERSTÄRKUNG - CORNIERE DE RENFORT DE BORD DE TOIT 		2	28x34	2250
		GABLE MOULDING - GIBELLEISTE - PLANCHE DE RIVE 		6	18x120	1350
KFS-1		STORM PROTECTION - STURMLEISTE - LATTE ANTI-TEMPETE 		6	22x45	2050
FS		WINDOW HANDLE FITTINGS - FENSTERGRIFF - POIGNEE DE FENETRE 		2		
HS1		SCREW FOR GEORGIAN BARS - SCHRAUBE FÜR SPROSSEN - VIS DE BARRES GEORGIENNE 		30	2.5x20	

Pos	30.03.2016	Piece list - Stückliste - Liste des pièces Art.Nr. 4420102	10/11	Q	P (mm)	L (mm)
HS1		SCREW FOR GEORGIAN BARS - SCHRAUBE FÜR SPROSSEN - VIS DE BARRES GEORGIENNE		18	2.5x20	
HS8		SCREW FOR GABLE SEGMENT - SCHRAUBEN FÜR DECKBLATT - VIS POUR FIXATION LOSANGE DE FINITION		6	3.5x35	
HS9		SCREW FOR GABLE MOULDING - SCHRAUBEN FÜR GIEBELLEISTE - VIS POUR FIXATION PLANCHE DE RIVE		36	3.5x50	
HS4		SCREW FOR DOOR FILLET - SCHRAUBE ZUR BEFESTIGUNG TÜRLEISTE - VIS POUR FIXATION BAGUETTE D'ARRET DE PORTE		5	3x30	
HS12		SCREW FOR FASCIA BOARDS - SCHRAUBEN FÜR TRAUFBRETTER - VIS POUR FIXATION BANDEAU DE TOIT		25	4x40	
HS12		SCREW FOR ROOF EDGE REINFORCEMENT - SCHRAUBEN FÜR DACHRANDVERSTÄRKUNG - VIS POUR FIXATION CORNIERE RENFORT DE BORD DE TOIT		25	4x40	
HS18		SCREW FOR FOUNDATION - SCHRAUBEN ZUR BEFESTIGUNG FUNDAMENT - VIS DE FIXATIONS DES POUTRELLES DE FONDATIONS		19	5x120	
HS18		SCREW FOR ROOF BEAMS - SCHRAUBEN FÜR DACHBALKEN - VIS POUR FIXATION PANNES DE TOIT		37	5x120	
HS16		SCREW FOR 1. WALL BEAM - SCHRAUBE FÜR 1. BOHLENREIHE - VIS DE FIXATIONS 1ere RANGEE DE MADRIERS AVEC POUTRELLES DE FONDATIONS		8	5x90	
HS16		SCREW FOR DOOR JAMB - SCHRAUBE FÜR TÜRRAHMEN - VIS DE FIXATION PARTIE HAUTE AVEC MONTANTS DU CADRE DE PORTE		4	5x90	
HS25		SCREW FOR DOORSTEP - SCHRAUBEN FÜR SWELLE - VIS POUR FIXATION BARRE DE SEUIL		3	4.5x65	
NF2		ZN NAIL FOR FLOOR FILLET - ZN NÄGEL FÜR FUSSBODENLEISTE - POINTE POUR CORNIERE DE FINITION DU PLANCHER		33	1.4x40	
SH44		HAMMER BLOCK - SCHLAGHOLZ - CALLE DE FRAPPE		1		
SFS		NUT FOR STORM PROTECTION - SCHRAUBENMUTTER FÜR STURMLEISTE - ECROU POUR LATTE ANTI-TEMPETE		12		
NF4		ZN NAIL FOR ROOF - ZN NÄGEL FÜR DACHBRETTER - POINTE POUR FIXATION VOLIGES DE TOIT		528	2x50	
NF4		ZN NAIL FOR FLOOR - ZN NÄGEL FÜR FUSSBODENBRETTER - CLOUS POUR PLANCHER		207	2x50	
NF5		ZN NAIL FOR ROOFING FELT FILLET - ZN NÄGEL FÜR DACHPAPPENLEISTE - POINTE POUR BAGUETTE DE FIXATION FEUTRE BITUMEUX		24	2x40	
BFS		BOLT FOR STORM PROTECTION - BOLZEN FÜR STURMLEISTE - BOULON POUR LATTE ANTI-TEMPETE		12		
		MALE BOLT HINGE FOR DOOR - TÜRRIEGEL - PARTIE MALE DE PAUMELLE DE PORTE		6		
GS		GABLE SEGMENT - DECKBLATT - LOSANGE DE FINITION		3		
DFS		WASHER FOR STORM PROTECTION - DICHTSCHEIBE FÜR STURMLEISTE - RONDELLE POUR LATTE ANTI-TEMPETE		12		
TL4		DOOR HANDLE FITTINGS - TÜRGRIFF - POIGNEE DE PORTE		1		
TL5		SET OF DOOR LOCK COVERS - SCHLOSSBLENDEN - SET DE GARNITURES DE PORTE		1		
		CYLINDER LOCK - ZYLINDERSCHLOSS - BARILLET DE PORTE		1	30x35	

Pos	30.03.2016 Piece list - Stückliste - Liste des pièces Art.Nr. 4420102	11/11	Q	P (mm)	L (mm)
	<p>WINDOW - FENSTER - FENETRE 533x1336 AK.1.106.PSP. Kg DGP+</p> 				
	<p>WINDOW - FENSTER - FENETRE 985x1336 TAK.1.106.PSP.f DGP+</p> 	1			
	<p>DOOR - TÜR - PORTE 1244x1850 TUK.2.066.PVP. MMKWe DGP+</p> 	1			