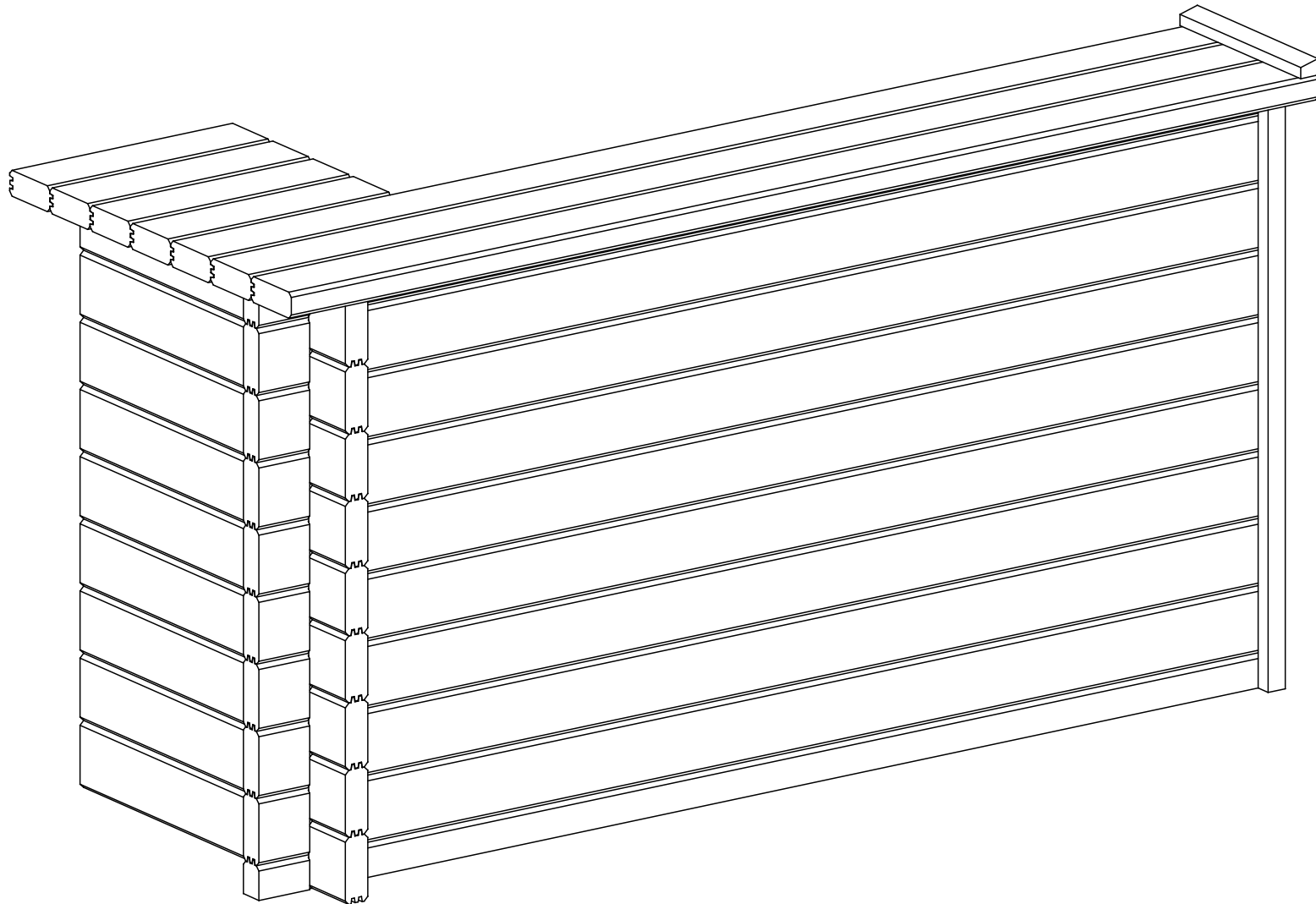
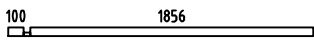
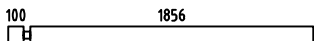
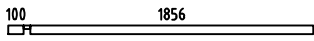























The Bar

Art. Nr. 991900
1/6



25.11.2016

Pos	25.11.2016	Piece list - Stückliste - Liste des pièces Art. Nr. 991900	2/6	Q	P (mm)	L (mm)
001				1	44x57	2000
002				8	44x114	2000
003				1	44x53	2000
004				8	44x114	750
005				1	44x110	750
006				2	44x114	2020
007				1	44x114	2020
008				4	44x114	434
009				8	44x114	270
010				1	44x110	270
L1	CORNER FILLET - DECKLEISTE - PROFILS DE FINITION ANGLES A L'EXTERIEUR			1	28x34	562
L2	CORNER FILLET - DECKLEISTE - PROFILS DE FINITION ANGLES A L'EXTERIEUR			1	28x34	606
L3	CORNER FILLET - DECKLEISTE - PROFILS DE FINITION ANGLES A L'EXTERIEUR			1	28x34	1020
L4	CORNER FILLET - DECKLEISTE - PROFILS DE FINITION ANGLES A L'EXTERIEUR			1	28x34	1820
L5	CORNER FILLET - DECKLEISTE - PROFILS DE FINITION ANGLES A L'EXTERIEUR			1	28x34	342
P1	POST - PFOSTEN - POTEAU			3	44x44	1020
P2	POST - PFOSTEN - POTEAU			1	44x44	1020
HS8	SCREW FOR METAL CORNER - HOLZSCHRAUBE FÜR METALLWINKEL - VIS DE FIXATION DES CORNIERES EN MÉTAL			32	3.5x35	
HS14	SCREW FOR WALL MOUNTING - SCHRAUBEN FÜR WANDMONTAGE - VIS DE FIXATION AU MUR			58	4.5x80	
HS13	SCREW FOR CORNER FILLET - SCHRAUBE ZUR BEFESTIGUNG DECKLEISTE - VIS POUR PROFILS DE FINITION ANGLES A L'EXTERIEUR			45	4x60	
HS25	SCREW FOR POST - SCHRAUBEN FÜR PFOSTEN - VIS DE FIXATION DES POTEAUX			1	4.5x65	
MW	METAL CORNER - METALLWINKEL - CORNIERE EN MÉTAL			4		
DFS	WASHER - DICHTSCHEIBE - RONDELLE			1		
SH44	HAMMER BLOCK - SCHLAGHOLZ - CALLE DE FRAPPE			1		

GROUNDPLAN - GRUNDPLAN - PLAN DE MASSE

