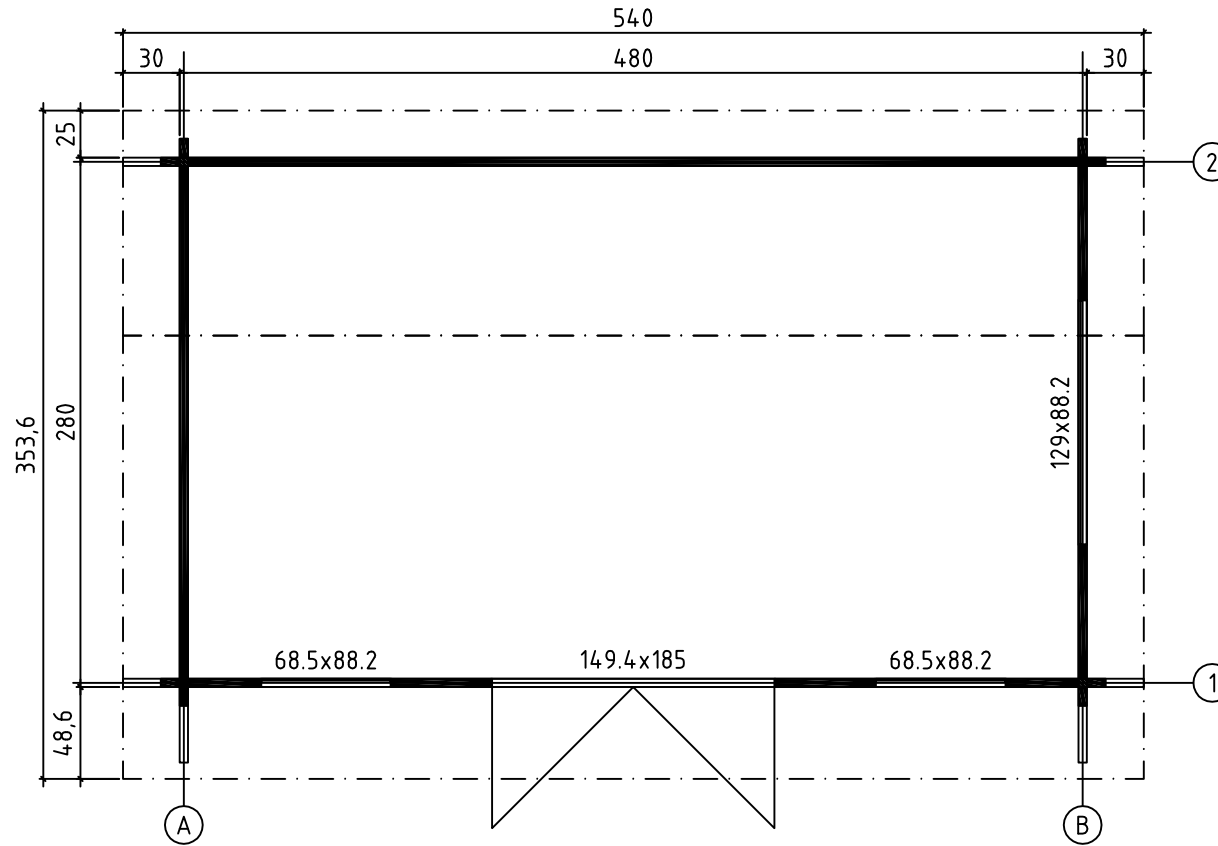


Warwickshire 53
Art. Nr. 4413040
1/8




Art.Nr. 4413040

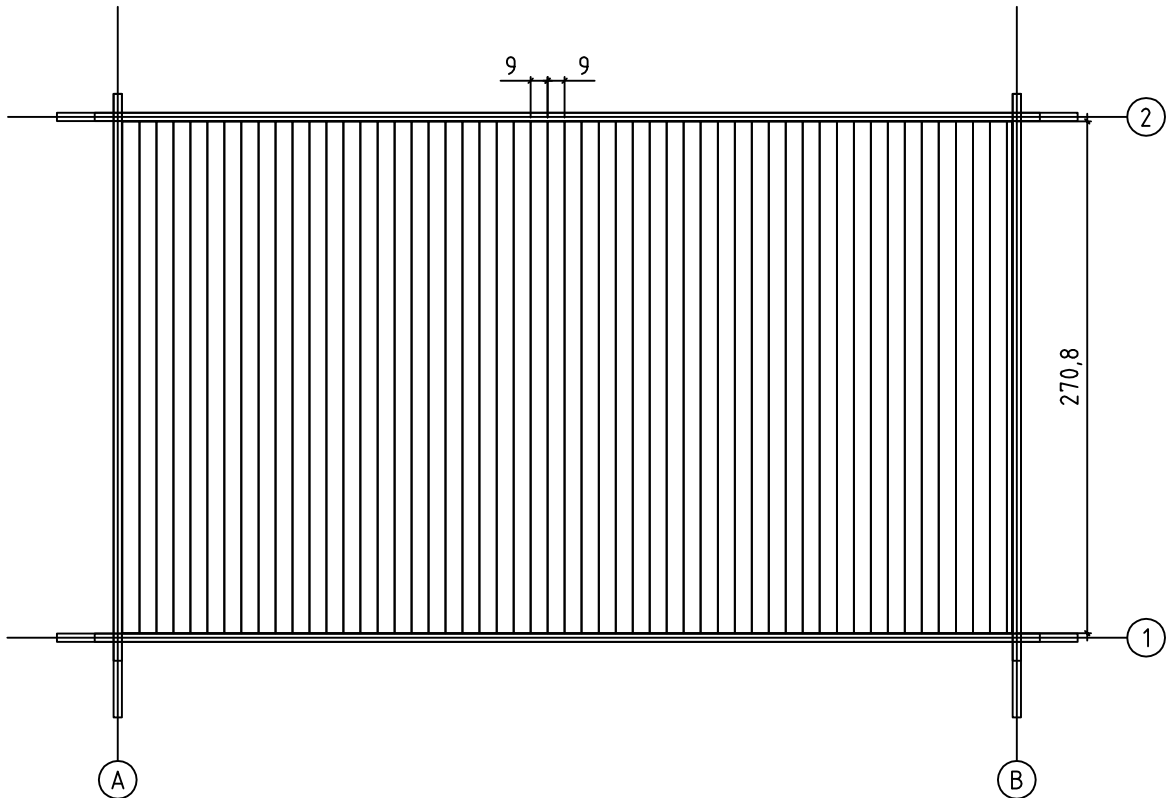
GROUNDPLAN - GRUNDPLAN - PLAN DE MASSE





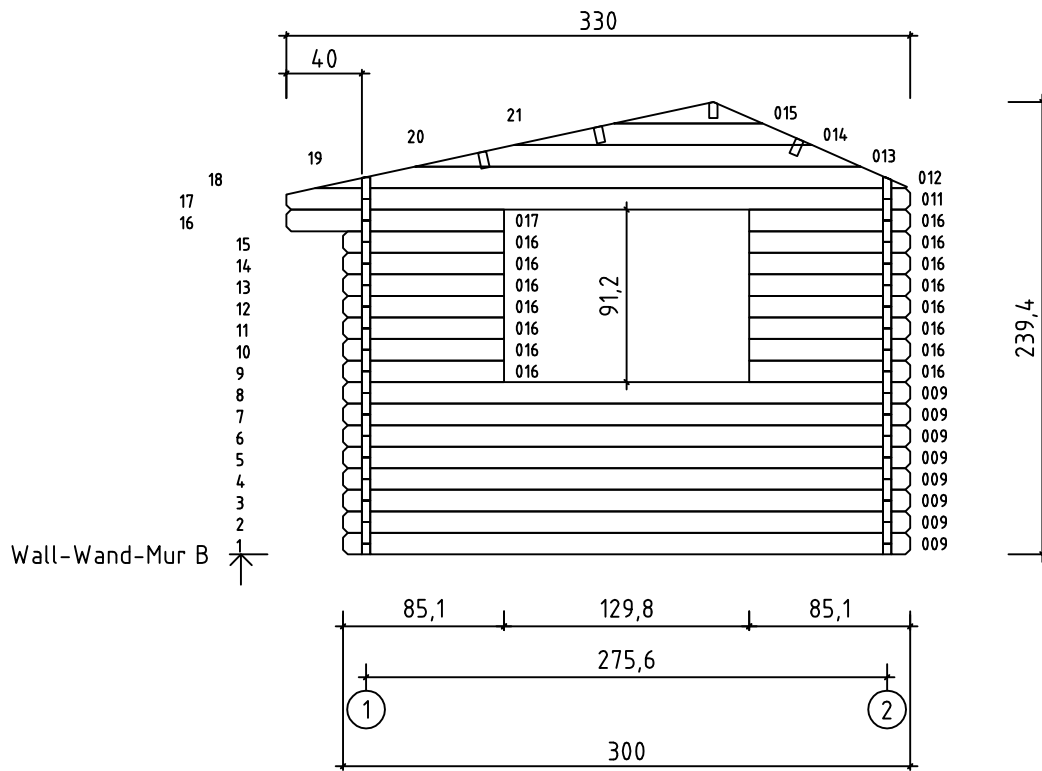
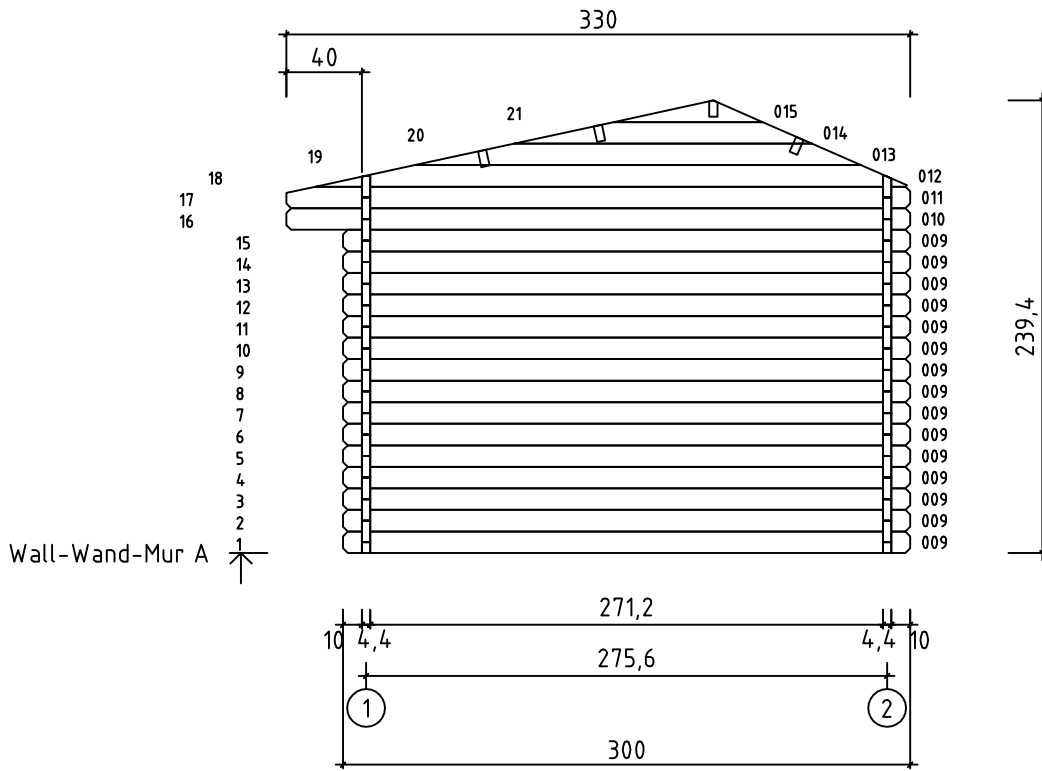
FOUNDATION - FUNDAMENT - FONDATION




























FLOOR BOARDS - FUSSBODENBRETTER - PLAN POSE PLANCHER


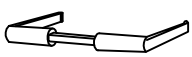
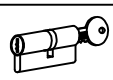

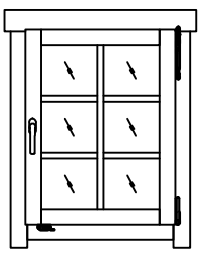
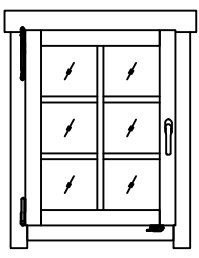
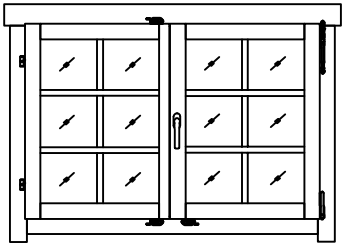
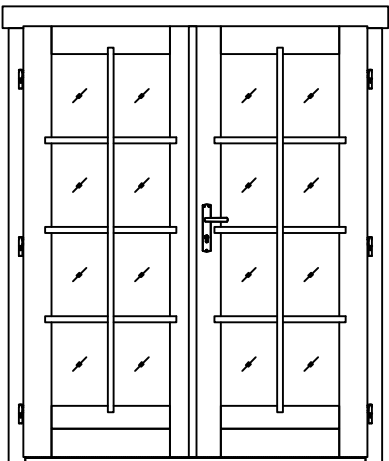






Pos	11.04.2016	Piecelist - Stücklist - Liste des composants Art.Nr. 4413040	6/8	Q.	P. (mm)	L. (mm)
001				2	44x57	1748
002				16	44x114	1748
003				16	44x114	527
004				16	44x114	527
005				1	44x120	5400
006				1	44x57	5000
007				16	44x114	5000
008				1	44x120	5400
009				23	44x114	3000
010				1	44x114	3300
016				15	44x114	851
017				1	44x114	1151
WA-1				1		
WB-1				1		
IAR2	FOUNDATION - FUNDAMENT - FONDATION			8	45x45	4700
IAR1	FOUNDATION - FUNDAMENT - FONDATION			2	45x45	2790
PR1	ROOF BEAM - DACHBALKEN - PANNE DE TOIT			1	44x140	5400
A-PR1	ROOF BEAM - DACHBALKEN - PANNE DE TOIT			3	44x140	5400
	FLOOR BOARDS - FUSSBODENBRETTER - LAME DE PLANCHER			53	90x18	2708
	ROOF BOARDS - DACHBRETTER - VOLIGES			60	90x18	2400
	ROOF BOARDS - DACHBRETTER - VOLIGES			60	90x18	1300
	FLOOR FILLET-FUSSBODENLEISTE - CORNIERE DE FINITION DU PLANCHER				18x18	14.83
	ROOFING FELT FILLET - DACHPAPPENLEISTE - BAGUETTE DE FIXATION DU FEUTRE BITUMEUX			2	18x58	1350
	ROOFING FELT FILLET - DACHPAPPENLEISTE - BAGUETTE DE FIXATION DU FEUTRE BITUMEUX			2	18x58	2450
TB-1	EAVES BOARD - TRAUFBRETT - BANDEAU DE TOIT			4	18x58	2700

Pos	11.04.2016	Piecelist - Stücklist - Liste des composants Art.Nr. 4413040	7/8	Q.	P. (mm)	L. (mm)
DRV-1		ROOF EDGE REINFORCEMENT - DACHRANDVERSTÄRKUNG - CORNIERE DE RENFORT DE BORD DE TOIT		4	28x34	2700
KFS-1		STORM PROTECTION - STURMLEISTE - - LATTE ANTI-TEMPETE		4	22x45	2050
		GABLE MOULDING - GIEBELLEISTE - - PLANCHE DE RIVE		2	18x120	1350
		GABLE MOULDING - GIEBELLEISTE - - PLANCHE DE RIVE		2	18x120	2450
HS18		SCREW FOR ROOF BEAMS - SCHRAUBEN FÜR DACHBALKEN - - VIS POUR PANNE DE TOIT		12	5x120	
HS16		SCREW FOR 1. WALL BEAM - SCHRAUBE FÜR 1. BOHLENREIHE - - VIS DE FIXATION DES FONDATIONS		8	5x90	
HS16		SCREW FOR DOOR JAMB - SCHRAUBE FÜR TÜRRAHMEN - - VIS DE FIXATION POUR MONTANT DE PORTE		4	5x90	
HS1		SCREW FOR GEORGIAN BARS - SCHRAUBE FÜR SPROSSEN - - VIS DE BARRES GEORGIENNE		40	2.5x20	
HS8		SCREW FOR GABLE SEGMENT - SCHRAUBEN FÜR DECKBLATT - VIS POUR FIXATION LOSANGE DE FINITION		4	3.5x35	
HS9		SCREW FOR GABLE MOULDING - SCHRAUBEN FÜR GIEBELLEISTE - VIS DE FIXATION POUR PLANCHE DE RIVE		28	3.5x50	
HS4		SCREW FOR DOOR FILLET - SCHRAUBE ZUR BEFESTIGUNG TÜRLEISTE - VIS D'ASSEMBLAGE DU CADRE DE PORTE		5	3x30	
HS12		SCREW FOR EAVES BOARDS - SCHRAUBEN FÜR TRAUFBRETTEN - VIS DE FIXATION POUR BANDEAU DE TOIT		24	4x40	
HS16		SCREW FOR FUNDAMENT - SCHRAUBEN ZUR BEFESTIGUNG FUNDAMENT - VIS POUR FONDATION		24	5x90	
NF2		ZN NAIL FOR FLOOR FILLET - ZN NÄGEL FÜR FUSSBODENLEISTE - POINTE POUR CORNIERE DE FINITION DU PLANCHER		30	1.4x40	
TL5		SET OF DOOR LOCK COVERS - SCHLOSSBLENDEN - - SET DE GARNITURES DE SERRURE DE PORTE		1		
SH44		HAMMER BLOCK - SCHLAGHOLZ - CALLE DE FRAPPE		1		
HS25		SCREW FOR DOORSTEP - SCHRAUBEN FÜR SWELLE - - VIS DE FIXATION DU SEUIL DE PORTE		3	4.5x65	
NF4		ZN NAIL FOR ROOF - ZN NÄGEL FÜR DACHBRETTEN - POINTE POUR TOIT		377	2x50	
NF4		ZN NAIL FOR FLOOR - ZN NÄGEL FÜR FUSSBODENBRETTEN - - CLOUS POUR PLANCHER		324	2x50	
NF5		ZN NAIL FOR ROOFING FELT FILLET - ZN NÄGEL FÜR DACHPAPPENLEISTE - - POINTE POUR BAGUETTE FIXATION FEUTRE BITUMEUX		20	2x40	
		MALE BOLT HINGE FOR DOOR - TÜRRIEGEL - - PARTIE MALE DE CHARNIERE DE PORTE		6		
HS12		SCREW FOR ROOF EDGE REINFORCEMENT - SCHRAUBEN FÜR DACHRANDVERSTÄRKUNG - VIS POUR RENFORT DE BORD DE TOIT		24	4x40	
GS		GABLE SEGMENT-DECKBLATT - LOSANGE DE FINITION		2		
SFS		NUT FOR STORM PROTECTION - SCHRAUBENMUTTER FÜR STURMLEISTE - - ÉCROU POUR LAME ANTI-TEMPETE		8	D8	
BFS		BOLT FOR STORM PROTECTION - BOLZEN FÜR STURMLEISTE - - VIS POUR LAME ANTI-TEMPETE		8	8x80	

Pos	11.04.2016	Piecelist - Stücklist - Liste des composants Art.Nr. 4413040	8/8	Q.	P. (mm)	L. (mm)
DFS	WASHER FOR STORM PROTECTION - DICHTSCHEIBE FÜR STURMLEISTE - - RONDELLE POUR LAME ANTI-TEMPETE			8	D8	
TL4	DOOR HANDLE FITTINGS - TÜRGRIF - SET DE GARNITURES DE SERRURE DE PORTE			1		
	CYLINDER LOCK - ZYLINDERSCHLOSS - CYLINDRE DE SERRURE			1	30x35	
FS2	WINDOW HANDLE FITTINGS - FENSTERGRIF - - POIGNÉE D'OUVERTURE DE FENETRE			3	FG10.AL	
HS4	SCREW FOR WINDOW FILLET - SCHRAUBE FÜR GLASLEISTE - VIS DE FILET DE FENETRE			3	3x30	
	WINDOW - FENSTER - FENETRE 685x882 DGP+	AK.1.106.PSP.d		1		
	WINDOW - FENSTER - FENETRE 685x882 DGP+	AK.1.106.PSV.d		1		
	WINDOW - FENSTER - FENETRE 1290x882 DGP+	TAK.1.106.PSP.a		1		
	DOOR - TÜR - PORTE 1494x1850 DGP+	TUK.1.108.PVP.MMc		1		