



Betty 3 Gazebo



Installation Guide



[CLICK HERE](#)



Inspection Certificate

Controlecertificaat • Kontrollschein • Bulletin de contrôle • Certificato di controllo • Certificado de control • Kontrollskjema • Kontrol Certifikat • Tarkastustodistus • Besiktningsprotokoll

Art. Nr. PAV-5546

Please keep safely!

Zorgvuldig te bewaren! • Bitte gut aufbewahren! • A bien conserver, s.v.p.!
• Da conservare! • ¡A conservar! • Ta vare på denne! • Opbevares sikkert!
• Ole hyvä ja säilytä huolella! • Vänligen förvara säkert!

English: The house you have purchased was manufactured in accordance with the high quality norms. The building unit has been carefully inspected and packed. In order to avoid possible problems during the assembly carried out by yourself or the building company of your choice, we recommend that you inspect the delivery for its completeness in accordance with the list of pieces before assembly. This inspection must be carried out within 14 days after delivery to your place. Warranty claims are limited to the exchange of defective materials. Defective building parts, which have already been used or painted, are excluded from being replaced. All further claims are excluded! In cases of complaints, please pay attention to the following procedures: Please present this inspection certificate along with the sales receipt to your place of purchase. Only in cases where these documents are presented will the complaint be dealt with quickly and without complications.

Dutch: Het door U gekochte tuinhuis werd vervaardigd volgens de hoge kwaliteitsnormen. Het tuinhuis werd zorgvuldig gecontroleerd en verpakt. Om tijdens de montage, uitgevoerd door Uzelf of een door U gekozen aannemer, problemen te vermijden, raden we U aan, vóór de montage, de levering te controleren op volledigheid in overeenstemming met de onderdelenlijst. Deze controle dient te gebeuren binnen 14 dagen na levering bij U thuis. Waarborgvorderingen zijn beperkt tot het vervangen van gebrekkig materiaal. Gebrekkige onderdelen die reeds gebruikt of geschilderd zijn, zijn uitgesloten van vervanging. Alle latere vorderingen zijn uitgesloten! In geval van klachten, gelieve dan te letten op de volgende procedure: Leg dit controlecertificaat, samen met Uw aankoopbewijs voor aan Uw verkoper. Enkel in gevallen waarbij deze documenten voorgelegd worden, zal de klacht snel en zonder complicaties behandeld worden.

Deutsch: Das von Ihnen gekaufte Haus wurde nach der hohen Qualitätsnorm gefertigt. Der Bausatz wurde sorgfältig geprüft und verpackt. Um etwaige auftretende Probleme während des Aufbaus durch Sie oder Ihre Aufbaufirma zu vermeiden, kontrollieren Sie bitte die Lieferung auf Vollständigkeit laut Stückliste vor dem Aufbau. Diese Kontrolle muss innerhalb 14 Tagen nach Anlieferung bei Ihnen erfolgen. Ansprüche auf Gewährleistung beschränken sich auf den Austausch von fehlerhaftem Material. Fehlerhafte Bauteile, die bereits verbaut oder gestrichen wurden, sind vom Umtausch ausgeschlossen. Alle weiteren Ansprüche sind ausgeschlossen! Sollte es zu einer Beanstandung kommen, beachten Sie folgende Vorgehensweise: Legen Sie Ihrem Fachhändler diesen Kontrollschein zusammen mit dem Einkaufsbeleg vor. Nur bei Vorlage dieser Unterlagen ist eine schnelle und problemlose Bearbeitung Ihrer Beanstandung möglich.

Français: La cabane que vous venez d'acheter a été fabriqué en respectant de hautes normes de qualité. L'ensemble de construction a été testé et emballé avec soin. Afin d'éviter des problèmes éventuels pendant la construction par vous-même ou la société de construction mandatée, nous vous prions de bien vouloir vérifier que toutes les pièces ont été fournies selon la liste des pièces avant que vous ne commenciez la construction. Il vous incombe de faire ce contrôle dans les 14 jours après la fourniture. Les revendications en dédommagement se limitent à l'échange de matériel défectueux. Des pièces de construction défectueuses, déjà construites ou peintes, sont exclues de tout échange. Toutes les revendications ultérieures sont exclues ! Si une réclamation avait lieu, veuillez respecter le déroulement suivant : Il vous faudra présenter, à votre commerçant spécialisé, ce bulletin de contrôle avec le récépissé de l'achat. Ce ne sera que moyennant présentation de ces documents qu'un traitement rapide et sans problème de votre réclamation sera possible!

Italiano: La casetta che avete acquistato è stata prodotta secondo la norma di alta qualità. Il kit è stato controllato ed imballato con cura. Per evitare eventuali inconvenienti durante il montaggio, si prega di verificare, prima del montaggio, la completezza della fornitura in base alla distinta dei pezzi. Tale verifica deve essere effettuata entro 14 giorni dalla consegna. Eventuali diritti di garanzia si limitano alla sostituzione di materiale difettoso. Gli elementi difettosi già montati o verniciati sono esclusi dal diritto alla sostituzione. Ogni altro diritto resta escluso! In caso di reclamazione, procedere nel modo seguente: presentare questo certificato di controllo unitamente alla prova d'acquisto al rivenditore. Solo in questo modo la Sua reclamazione potrà essere evasa rapidamente e senza problemi.

Español: La casa que ha adquirido ha sido fabricada de acuerdo con normas de alta calidad. Las piezas de la casa han sido cuidadosamente inspeccionadas y embaladas. Con el fin de evitar posibles problemas durante el montaje, hecho por usted o por la empresa de construcción de su elección, le recomendamos revisar el paquete entregado, con la lista de piezas, antes de armar la casa. Haga la revisión dentro de 14 días después de recibir el paquete. La garantía se limita a reemplazar las piezas defectuosas. No se reemplazarán las partes defectuosas que ya hayan sido utilizadas o pintadas. ¡No se aceptan otras reclamaciones! En casos de queja, por favor, presente este certificado junto con la factura en el lugar donde hizo la compra. Sólo presentando estos documentos podremos resolver su problema rápidamente y sin complicaciones.

Norsk: Produktet du har kjøpt, ble produsert i henhold til høye kvalitetskrav. Produktet har blitt kontrollert nøye og deretter omhyggelig pakket. For å unngå mulige problemer under monteringen, uansett om du gjør det selv eller får en godkjent håndverker til å gjøre det, anbefaler vi at du kontrollerer leveransen mot delelisten for å se om alle delene er inkludert. Denne kontrollen må gjøres innen 14 dager etter at delene ble levert til din adresse. Garantikrav begrenser seg til bytte av defekte deler. Defekte elementer som allerede har blitt brukt eller malt/beiset/limt, vil ikke bli erstattet. Alle andre krav er utelukket! Dersom du har en reklamasjon, vennligst gjør som følger: Lever dette kontrollskjema med kvitteringen til salgsstedet. Bare når du har med disse dokumentene kan klagen behandles raskt og uten komplikasjoner.

Dansk: Det købte hus er fremstillet i overensstemmelse med de høje kvalitetskrav. Produktet er blevet omhyggeligt inspiceret og pakket. For at undgå eventuelle problemer i løbet af monteringen udført af dig selv eller håndværker af dit eget valg, anbefaler vi, at du undersøger leverancen for fuldstændighed i overensstemmelse med listen over dele før samling. Denne inspektion skal foretages inden 14 dage efter levering til din plads. Garantikrav er begrænset til udveksling af defekte materialer. Defekte bygningsdele, som allerede er brugt eller malet, er udelukket fra at blive erstattet. Alle yderligere krav er udelukket! I tilfælde af klager, skal du være opmærksom på følgende procedurer: Venligst præsenter denne kontrol certifikat sammen med kvitteringen til det sted hvor produktet er købt. Kun i de tilfælde, hvor disse dokumenter er forelagt kan klagen behandles hurtigt og uden komplikationer.

Suomi: Ostamasi mökki on valmistettu korkeita laatuvaatimuksia noudattaen. Rakennus on huolella tarkastettu ja pakattu. Jotta pystytys joko itsesi tai valitsemasi rakennusliikkeen toimesta sujuisi ongelmitta, suosittelme, että tarkistat toimituksen sisällön osaluettelon avulla ennen kokoamisen aloittamista. Tämä tarkistus tulee tehdä 14 päivän kuluessa toimituksesta. Takuuvaateet rajoittuvat viallisten materiaalien vaihtamiseen. Viallisia osia, joita on jo käytetty ja jotka on maalattu, ei vaihdeta uusiin. Lisävaatimuksia ei huomioida! Mahdollisissa valitustapauksissa toimi seuraavasti: Esitä oheinen tarkastustodistus ja kassakuitti ostopaikassa. Valituksen nopea ja mutkaton käsittely edellyttää näiden asiakirjojen esittämistä.

Svenska: Huset du köpt har tillverkats i enlighet med de högsta kvalitetsstandarderna. Byggnadens delar har noggrant besiktigats och förpackats. För att undvika eventuella problem under monteringen som du utför själv eller låter en hantverkare att utföra, rekommenderar vi att du, innan monteringen påbörjas, besiktigar leveransen för att säkerställa att den är komplett enligt förteckningen över ingående delar. Denna besiktning måste utföras inom 14 dagar efter att du tagit emot leveransen. Garantianspråk är begränsade till ersättning av defekt material. Defekta byggnadsdelar, vilka redan har använts eller målats, ersätts inte. Alla vidare anspråk avvisas! I händelse av reklamationer, vänligen uppmärksamma följande: uppvisa detta besiktningsprotokoll tillsammans med inköpsbeviset till ditt inköpsställe. Endast om dessa dokument uppvisas kan vi garantera att reklamationen behandlas skyndsamt och utan krångel.

Factory inspection by • Fabriekscontrole door • Werkskontrolle durch • Contrôle à partir de l'usine par • Collaudato da • Inspector de fábrica • Fabrikkontroll utført av • Fabriks Kontrol udført af • Tehtaan tarkastaja • Fabriksbesiktigat av:

Pack number • Pack Nr. • Pack Nr. • Packet n° • Pacco N. • Paquete N° • Serien • Pakettintro • Produktionsnummer:

Date • Datum • Date • Data • Fecha • Dato • Päiväys • Datum:

To be completed by buyer! (Please use block letters) • In te vullen door de verkoper! (Graag in drukletters) • Vom Käufer auszufüllen! (Bitte in Druckschrift) • A remplir par l'acheteur! (en lettres d'imprimerie, s'il vous plaît) • Da compilare dall'acquirente! (in stampatello) • ¡Completa el cliente! (en mayúsculas) • Fylles ut av kjøper! (Vær vennlig å bruke blokkbokstaver) • Udfyldes af køber! (Benyt venligst Blokbogstaver) • Ostaja täyttää! (Ole hyvä ja käytä isoja kirjaimia) • Fylls i av köparen! (Vänligen texta):

Place of purchase • Plaats van aankoop • Bezugsquelle • Source d'achat • Acquistato presso • Lugar de compra • Salgssted • Salgs sted • Ostopaikka • Inköpsställe:

Sales receipt No. • Aankoopbewijs Nr. • Kaufbeleg-Nr. • Récépissé n° • Prova d'acquisto N. • Recibo N° • Kvitteringsnr • Kasse Bon nr • Kassakuitin numero • Försäljningskvittots nummer:

Sales receipt date • Aankoopbewijs -Datum • Kaufbeleg-Datum • Date du récépissé • Data prova d'acquisto • Fecha recibo • Kvitteringsdato • Kasse bons dato • Kassakuitin päiväys • Försäljningskvittots datum:

Delivery date • Leveringsdatum • Lieferdatum • Date de livraison • Data di consegna • Fecha de Entrega • Leveringsdato • Leverings dato • Toimituspäivä • Leveransdatum:

Buyer's address • Adres koper • Kundenanschrift • Adresse du client • Indirizzo del cliente • Dirección del cliente • Kjøpers adresse • Købers adresse • Ostajan osoite • Köparens adress:

Telephone • Telefoon • Telefon • Téléphone • Teléfono • Telefon • Telefon nr • Puhelin • Telefon:

Forwarder: Pick-up Others • Door: Verzending Zelf • Afhalen: Spedition Selbstabholer • Par: Transporteur Propres moyens • Tramite: Spedizioniere Mezzo proprio • Entrega: Transporte organizado transporte propio • Transportør: Sendes Hentes • Transportør: Sendes Hentes • Rahdinkuljettaja: Nouto Muut • Speditör: Avhämtning Övrigt

Description of complaint • Beschrijving van de klacht • Schilderung der Beanstandung • Description de la réclamation • Descrizione della reclamazione • Descripción del problema • Beskrivelse av feil/ mangel • Beskrivelse af fejl / Mangel • Valituksen kuvaus • Beskrivning av reklamationen: **Please keep the parts which are the object of the complaint until the complaint is settled!** • Gelieve de betrokken onderdelen te bewaren tot de klacht is afgehandeld • Veuillez garder les pièces contestées jusqu'à ce que la réclamation soit traitée définitivement! • Si prega di conservare i pezzi reclamati fino all'evasione della reclamazione! • Por favor, conserve las piezas objeto de la queja hasta que el problema haya sido resuelto • Please Vær vennlig å ta vare på de aktuelle delene/ produktet inntil saken er avsluttet! • Venligst ta hånd om de aktuelle dele / produkt indtil sagen er afsluttet! • Ole hyvä ja säilytä osat, joita valitus koskee, kunnes valitus on käsitelty! • Vänligen behåll delarna som är föremål för reklamation tills reklamationen har behandlats!

Installation manual

Montageanleitung • Notice de montage • Istruzioni per il montaggio • Manual de montaje •
Asennusohje • Installationsmanual

Pavilion PAV-5546

Pavillon • Pavillon • Padiglione • Pabellón • Paviljonki • Paviljong

Diameter Ø 465 cm

Durchmesser • Diamètre • Diametro • Diámetro • Koko • Diameter



The producer shall have the right to make technical changes to the product • Technische Änderungen vorbehalten • Le producteur réserve le droit d'effectuer des modifications techniques au produit • Il produttore mantiene il diritto di apportare modifiche tecniche al prodotto • Reservado el derecho a modificaciones técnicas • Valmistaja pidättää oikeuden tehdä tuotteeseen teknisiä muutoksia • Tillverkaren har rätt att utföra tekniska förändringar för produkten

1 General information



Dear client,

We are glad that you have decided in favour of our pavilion!

Please read the assembly manual carefully before proceeding with installation of the pavilion!
You will thus avoid problems and will not waste time.

Recommendations:

- Keep the pavilion package until its complete assembly in a dry place, but not in direct contact with the ground, protected from weather conditions (moisture, the sun, etc.). Do not keep the pavilion package in a heated room!
- When selecting the pavilion location, make sure that the pavilion will not be subjected to extreme weather conditions (areas of strong snowfall or winds).



Warranty

Your pavilion is made from high quality fir and delivered in the natural (unprocessed) form. If, despite our thorough inspection, you should have complaints, please submit the filled out control sheet and purchase invoice to the product seller.

ATTENTION: Please be sure to keep the documentation accompanying the house package! The control sheet includes the control number of the pavilion. We can only review complaints if you submit the control number of the pavilion to the seller!

The warranty does not cover:

- Peculiarities of wood as a natural material
- Wooden details already painted (processed with a wood preservative)
- Wooden details containing whole branches that do not endanger the stability of the pavilion
- Colour tone variations caused by wood structure differences that do not influence wood lifetime
- Wooden details containing (caused by drying) small cracks/gaps that do not pass through and do not influence the structure of the pavilion
- Twisted wooden details if they can nevertheless be installed
- Roof boards that may have on their concealed surfaces some non-planed areas, colour differences and waning
- Complaints resulting from an incompetent manner of the installation of the pavilion or the pavilion subsiding due to an incompetently made foundation
- Complaints caused by introducing self-initiative changes to the pavilion, such as the deformation of wooden details due to an incompetent manner of wood processing

The complaints covered by the warranty are satisfied to the extent of replacing the deficient/faulty material. All other demands will be excluded!



Painting and maintenance

Wood is a natural material, growing and adapting depending on weather conditions. Large and small cracks, colour tone differences and changes, as well as a changing structure of wood are not errors, but a result of wood growing and a peculiarity of wood as a natural material.

Unprocessed wood (except for foundation joists) becomes greyish after having been left untouched for a while, and can be turn blue and become mouldy. To protect the wooden details of your pavilion, you must immediately process them with a wood preservative.

We recommend that you cover your pavilion in advance with a colourless wood impregnation agent. Only this will prevent moisture penetration.

After the pavilion assembly is completed, we recommend for the conclusive finishing a weather protection paint that will protect wood from moisture and UV radiation.

When painting, use high quality tools and paints, follow the paint application manual and manufacturer's safety and usage instructions. Never paint a surface in strong sunlight or rainy weather. Consult a specialist regarding paints suitable for unprocessed softwood and follow the paint manufacturer's instructions.

Having been properly painted, your pavilion's lifetime will increase substantially. We recommend that you inspect the pavilion thoroughly once every six months.

2 Preparation for assembly

Tools and preparation of components

To assemble the pavilion, you will need the following tools:




assembly aid



ladder



hammer



water-level



screwdriver



saw



knife



measuring tape



pliers



drill

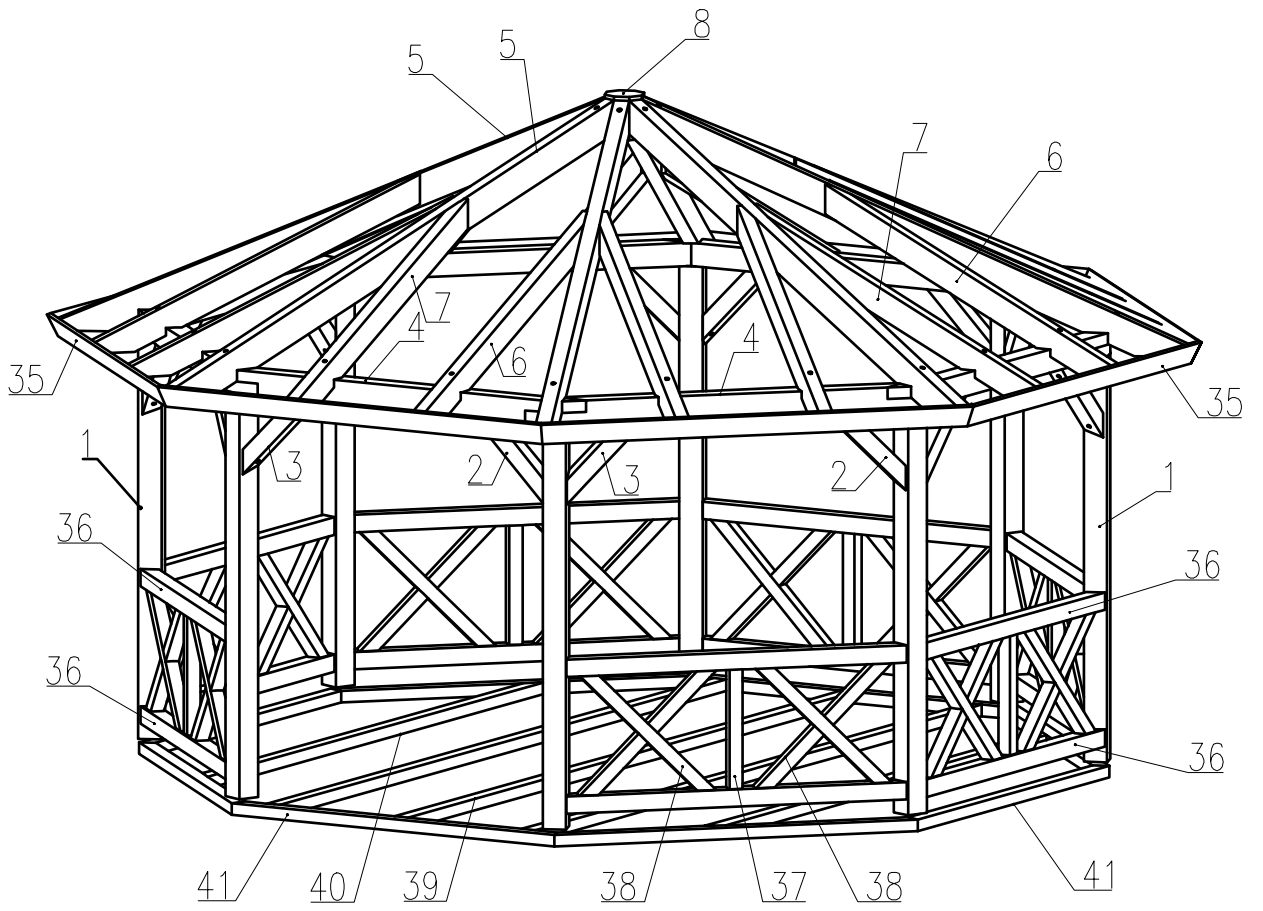
ADVICE: To avoid splinters, we recommend that you wear the corresponding protective gloves during the assembly process.

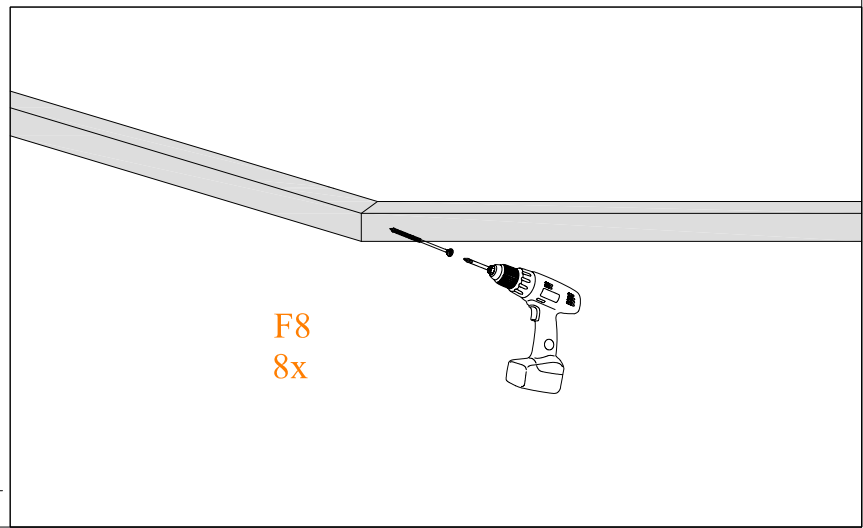
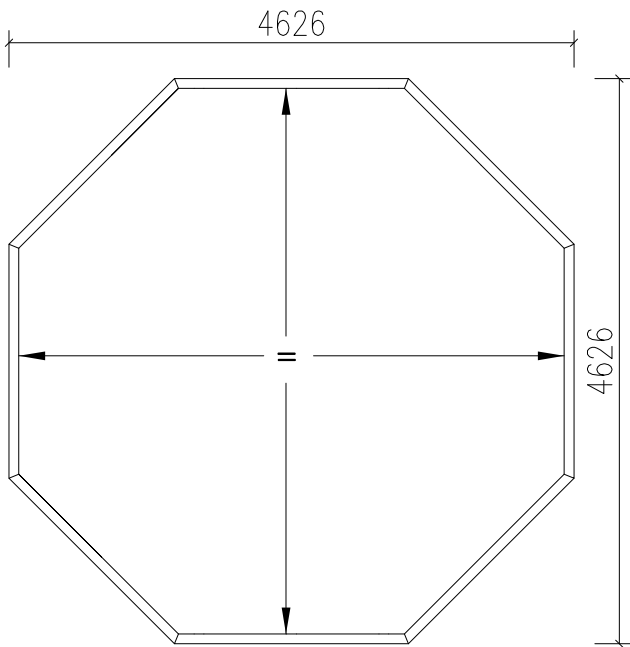
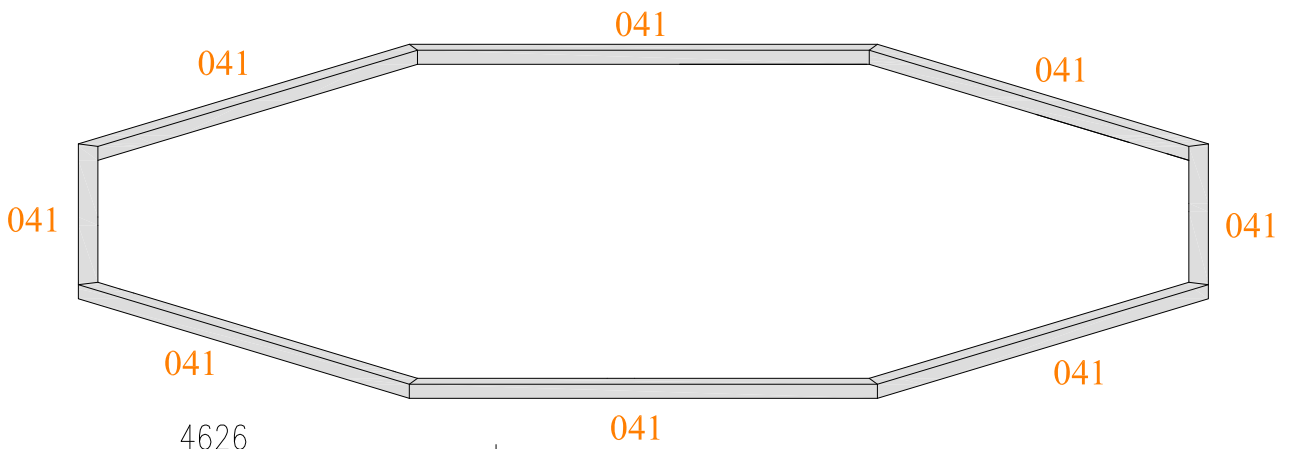
SPECIFICATION-STÜCKLISTE-NOMENCLATURE-ELEMENTI-ESPECIFICACIÓN

Pos No.	Height Höhe Hauteur Altura [mm]	Width Breite Largeur Anchura [mm]	Length Länge Langueur Longitud [mm]	Amount Menge Quantité Cantidad [pc]	Description-Bezeichnung-Description-Descrizione-Descripción	Information
001	120	120	2100	8	Post-Pfosten-Poteau-Punto-Poste	
002	090	090	592	8	Diagonal-Kopfband-Diagonal-Diagonal-Diagonal	
003	090	090	592	8	Diagonal-Kopfband-Diagonal-Diagonal-Diagonal	
004	120	120	2169	8	Top frame-Sattelbalken-Poutre-Trave-Marco superior	
005	160	080	3107	8	Rafter-Dachsparren-Chevron-Trave del tetto-Cabrio	
006	140	070	1918	8	Rafter-Dachsparren-Chevron-Trave del tetto-Cabrio	
007	140	070	1918	8	Rafter-Dachsparren-Chevron-Trave del tetto-Cabrio	
008	193	193	225	1	Connection part-Verbindungselement-Raccord-Collegamento-Bloque superior	
009	019	114	120	8	Roof board-Dachbrett-Planche du toit-Tavola tetto-Tabla de tejado	
010	019	114	206	8	Roof board-Dachbrett-Planche du toit-Tavola tetto-Tabla de tejado	
011	019	114	292	8	Roof board-Dachbrett-Planche du toit-Tavola tetto-Tabla de tejado	
012	019	114	377	8	Roof board-Dachbrett-Planche du toit-Tavola tetto-Tabla de tejado	
013	019	114	463	8	Roof board-Dachbrett-Planche du toit-Tavola tetto-Tabla de tejado	
014	019	114	548	8	Roof board-Dachbrett-Planche du toit-Tavola tetto-Tabla de tejado	
015	019	114	634	8	Roof board-Dachbrett-Planche du toit-Tavola tetto-Tabla de tejado	
016	019	114	719	8	Roof board-Dachbrett-Planche du toit-Tavola tetto-Tabla de tejado	
017	019	114	805	8	Roof board-Dachbrett-Planche du toit-Tavola tetto-Tabla de tejado	
018	019	114	891	8	Roof board-Dachbrett-Planche du toit-Tavola tetto-Tabla de tejado	
019	019	114	976	8	Roof board-Dachbrett-Planche du toit-Tavola tetto-Tabla de tejado	
020	019	114	1062	8	Roof board-Dachbrett-Planche du toit-Tavola tetto-Tabla de tejado	
021	019	114	1147	8	Roof board-Dachbrett-Planche du toit-Tavola tetto-Tabla de tejado	
022	019	114	1233	8	Roof board-Dachbrett-Planche du toit-Tavola tetto-Tabla de tejado	
023	019	114	1319	8	Roof board-Dachbrett-Planche du toit-Tavola tetto-Tabla de tejado	
024	019	114	1404	8	Roof board-Dachbrett-Planche du toit-Tavola tetto-Tabla de tejado	
025	019	114	1490	8	Roof board-Dachbrett-Planche du toit-Tavola tetto-Tabla de tejado	
026	019	114	1575	8	Roof board-Dachbrett-Planche du toit-Tavola tetto-Tabla de tejado	
027	019	114	1661	8	Roof board-Dachbrett-Planche du toit-Tavola tetto-Tabla de tejado	
028	019	114	1747	8	Roof board-Dachbrett-Planche du toit-Tavola tetto-Tabla de tejado	
029	019	114	1832	8	Roof board-Dachbrett-Planche du toit-Tavola tetto-Tabla de tejado	
030	019	114	1918	8	Roof board-Dachbrett-Planche du toit-Tavola tetto-Tabla de tejado	

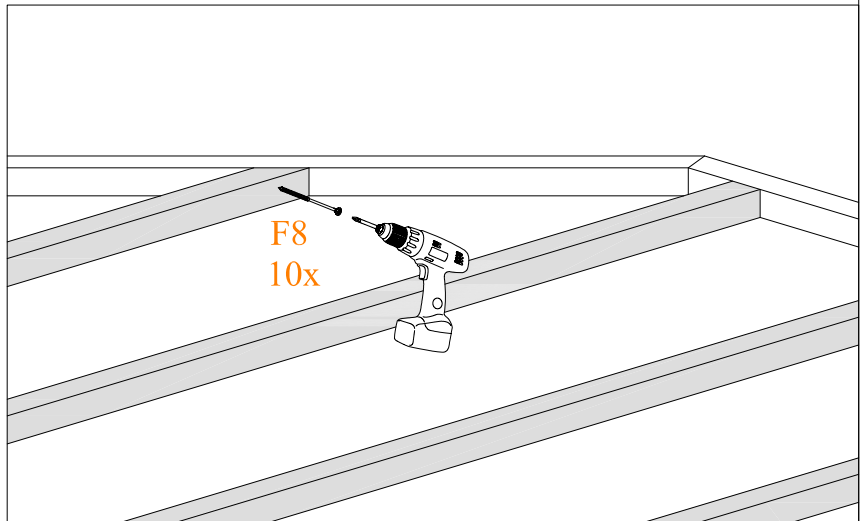
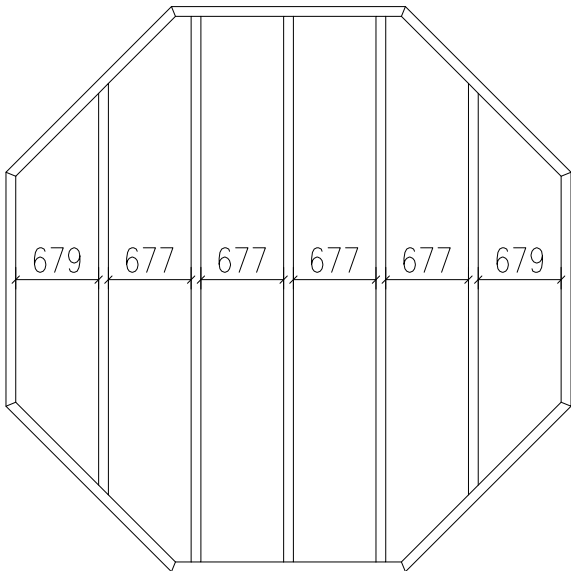
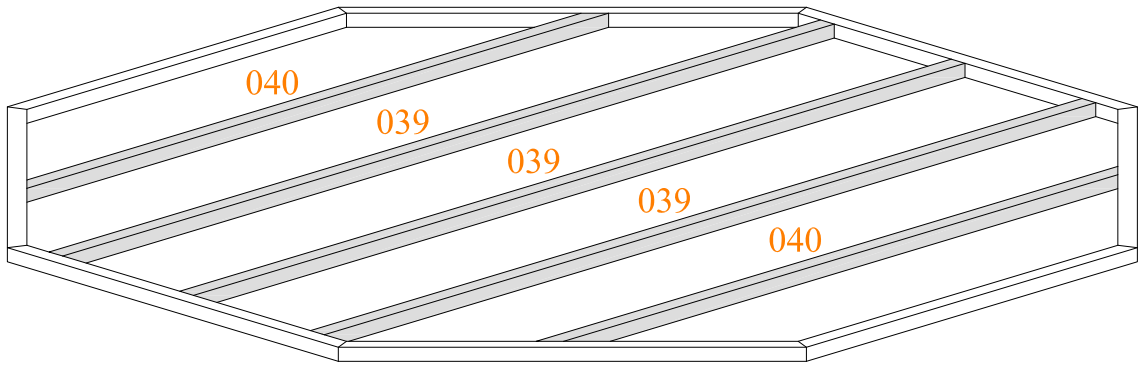
SPECIFICATION-STÜCKLISTE-NOMENCLATURE-ELEMENTI-ESPECIFICACIÓN

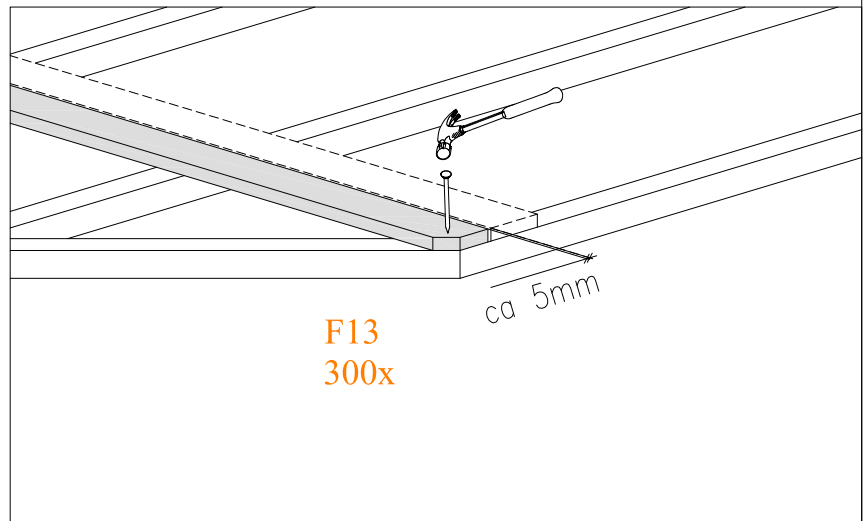
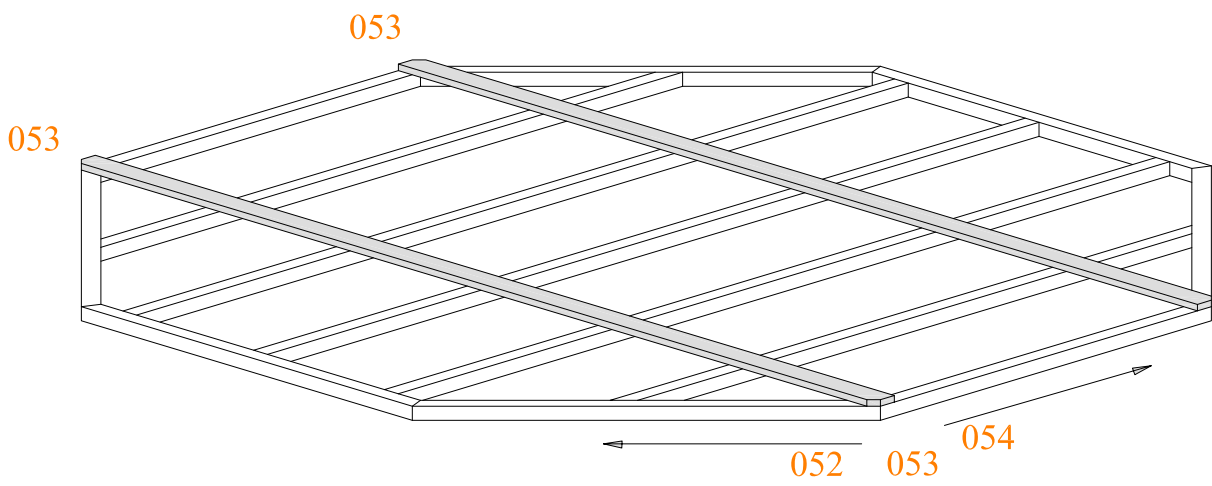
Pos No.	Height Höhe Hauteur Altura [mm]	Width Breite Largeur Anchura [mm]	Length Länge Langueur Longitud [mm]	Amount Menge Quantité Cantidad [pc]	Description-Bezeichnung-Description-Descrizione-Descripción	Information
031	019	114	2003	8	Roof board-Dachbrett-Planche du toit-Tavola tetto-Tabla de tejado	
032	019	114	2089	8	Roof board-Dachbrett-Planche du toit-Tavola tetto-Tabla de tejado	
033	019	114	2175	8	Roof board-Dachbrett-Planche du toit-Tavola tetto-Tabla de tejado	
034	019	114	2260	8	Roof board-Dachbrett-Planche du toit-Tavola tetto-Tabla de tejado	
035	120	019	2280	8	Eave edging-Stirnbrett-Latte de bordure-Schermo frontone-Tabla de borde de alero	
036-038	090	800	1794	7	Railing-Geländer-Barre terrasse-Barra terrazza-Barandilla	
055	Ø85		240	8	Dowel-Dübel-Tassello-Cheville-Palo redondo	
F1	Ø8x160			32	Hexagon head screw-Sechskantschraube-Vis-Vite-Tornillo (cabeza hexagóno)	For-Für-Pour-Per-Para Pos. 005
F2	Ø8x120			32	Hexagon head screw-Sechskantschraube-Vis-Vite-Tornillo (cabeza hexagóno)	For-Für-Pour-Per-Para Pos. 002-003
F3	Ø8x80			8	Hexagon head screw-Sechskantschraube-Vis-Vite-Tornillo (cabeza hexagóno)	For-Für-Pour-Per-Para Pos. F6
F4	Ø8x50			48	Hexagon head screw-Sechskantschraube-Vis-Vite-Tornillo (cabeza hexagóno)	For-Für-Pour-Per-Para Pos. F6
F5	Ø8x20			64	Washer-Dichtscheibe-Rondelle-Rondella-Arandela	For-Für-Pour-Per-Para Pos. F1-F4
F6	120x120x60			8	U-shoe-Stützenschuh-Équerre-Bracci supporto trave-Detalle de forma U	For-Für-Pour-Per-Para Pos. 001
F7	20x20x40			28	L-iron-Winkel-Equerre-Angolo-Ángulo	For-Für-Pour-Per-Para Pos. 036-038
F8	6x120			18	Screw-Schraube-Vis-Vite-Tornillo	For-Für-Pour-Per-Para Pos. 039-041; 004
F9	4.5x70			32	Screw-Schraube-Vis-Vite-Tornillo	For-Für-Pour-Per-Para Pos. 006-007
F10	4.5x50			32	Screw-Schraube-Vis-Vite-Tornillo	For-Für-Pour-Per-Para Pos. 035
F11	3.5x35			120	Screw-Schraube-Vis-Vite-Tornillo	For-Für-Pour-Per-Para Pos. F7; F14
F12	2.5x50			700	Nail-Nagel-Clou-Chiodo-Clavo	For-Für-Pour-Per-Para Pos. 009-034
F14	8-side			1	Roof cap-Dachkappe-Finition métallique-Finitura di tetto-Cabalette de tejado	
F15	Ø20			32	Hole plug-Abdeckkappe-Cache-vis-Tappi in legno-Embelledor	

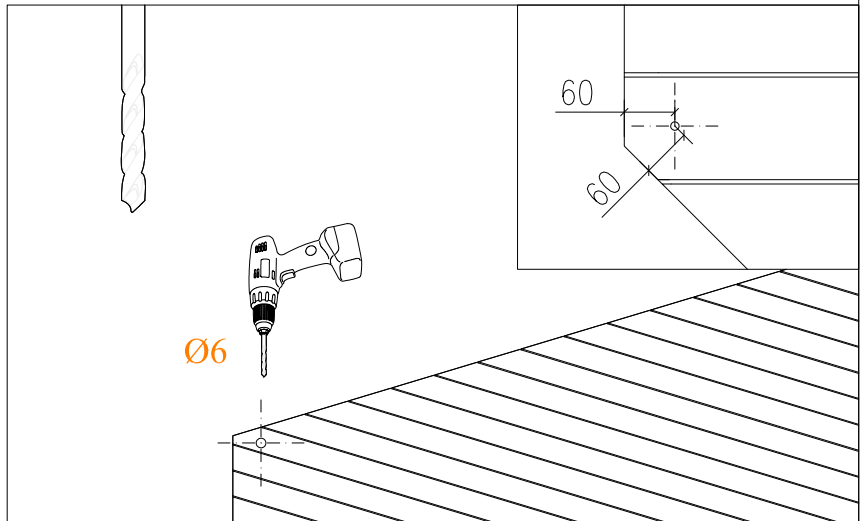
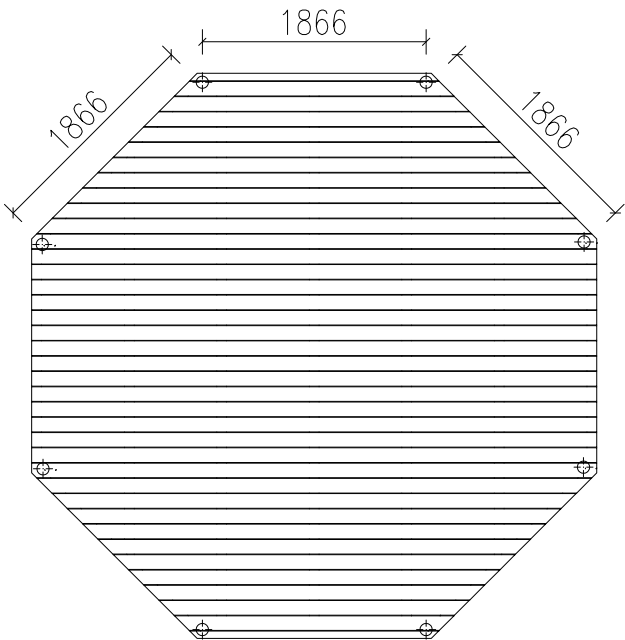



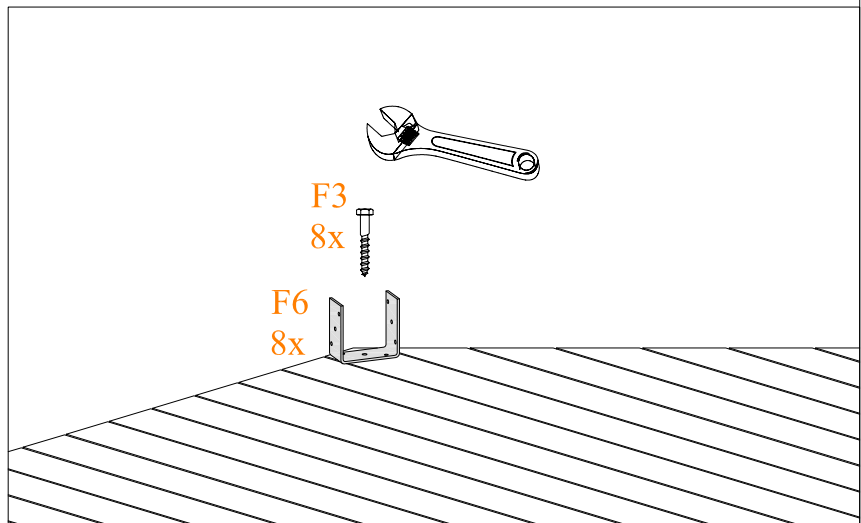
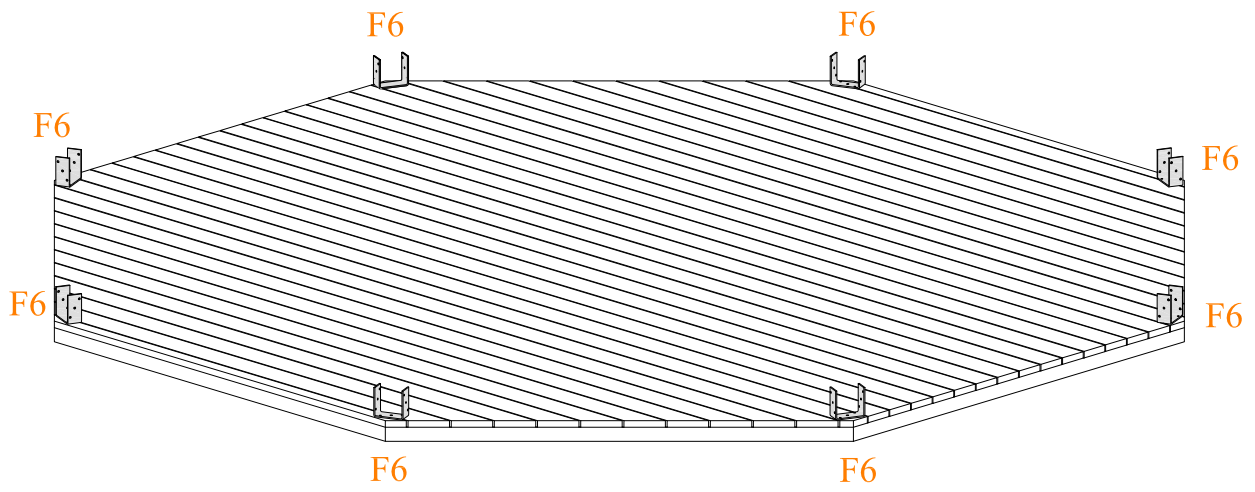


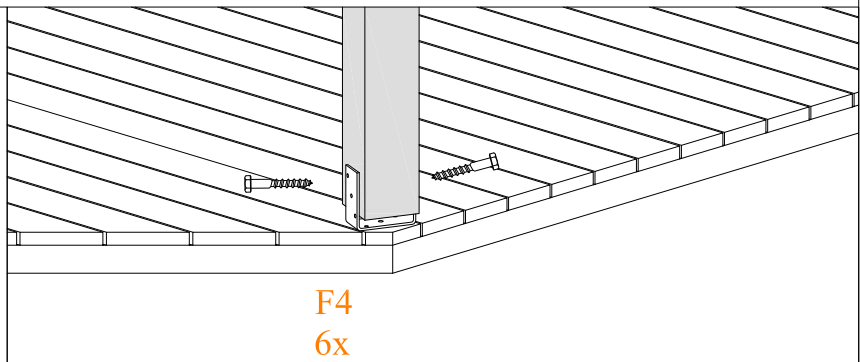
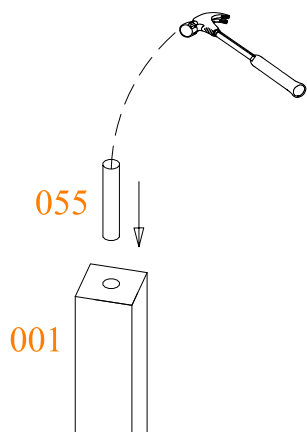
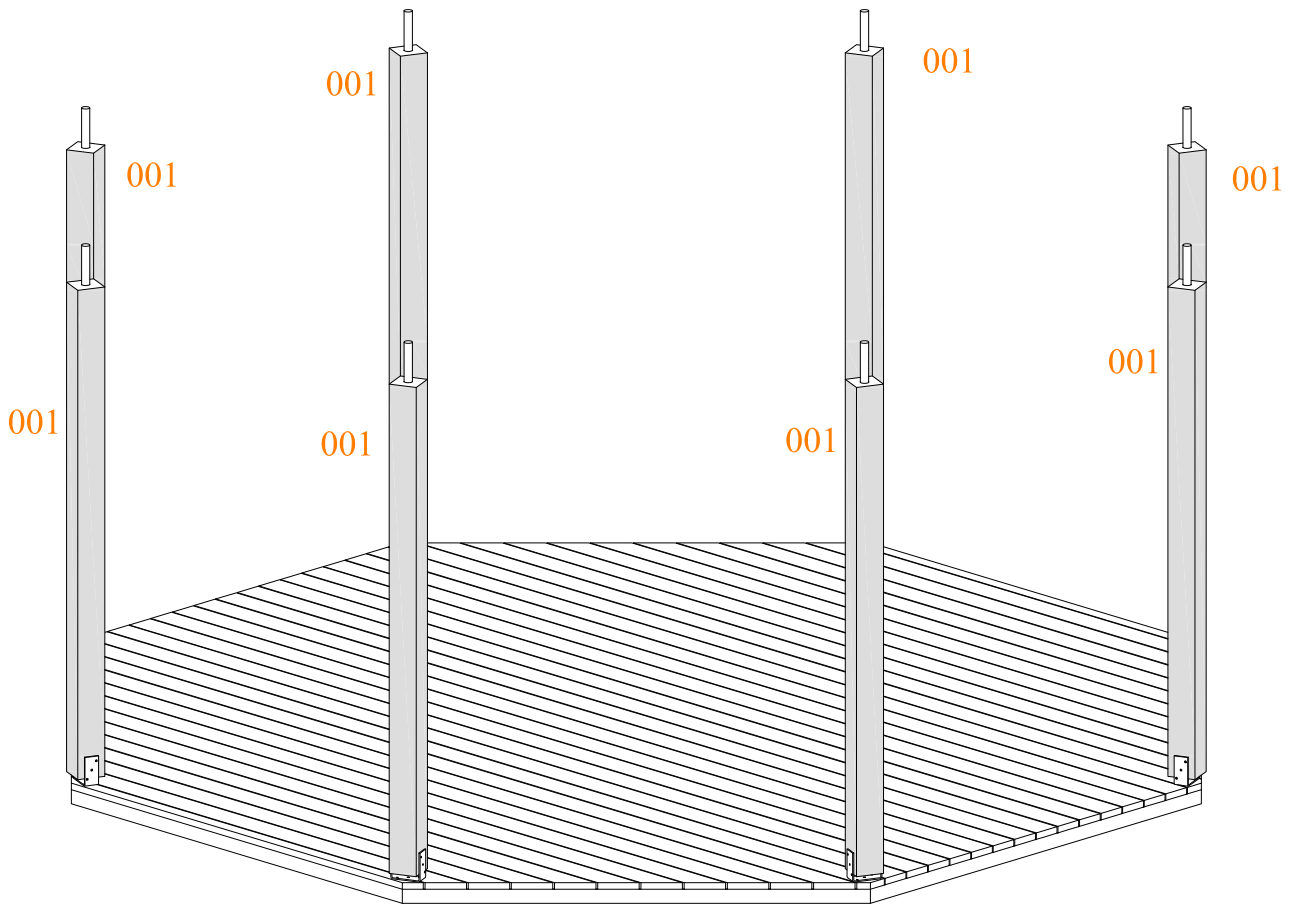
F8
8x

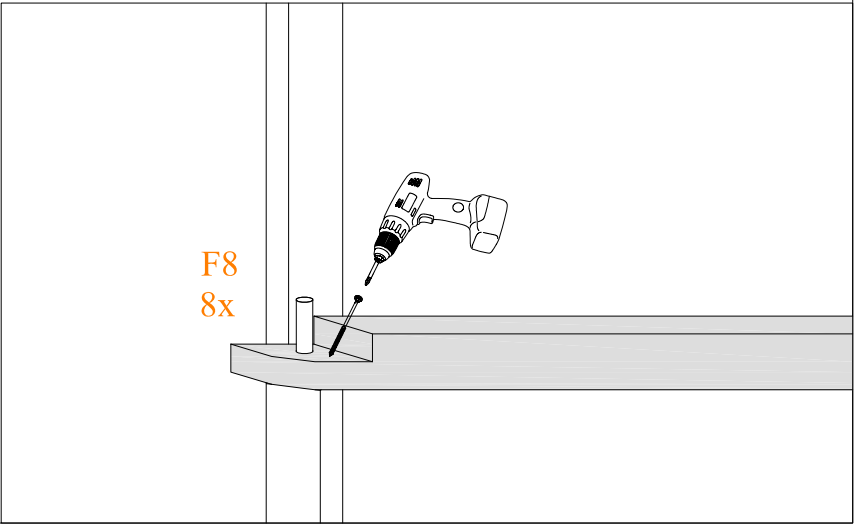
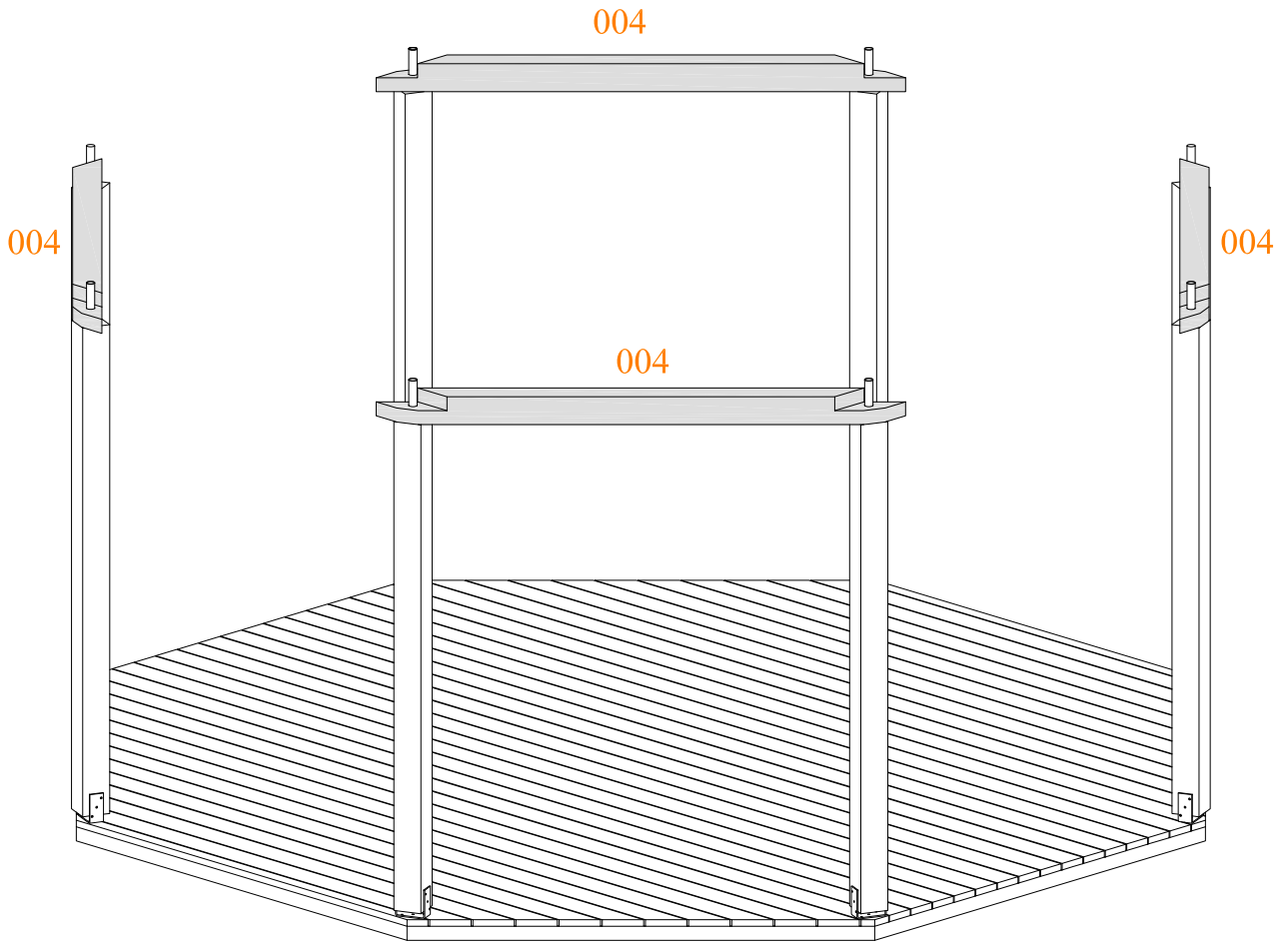


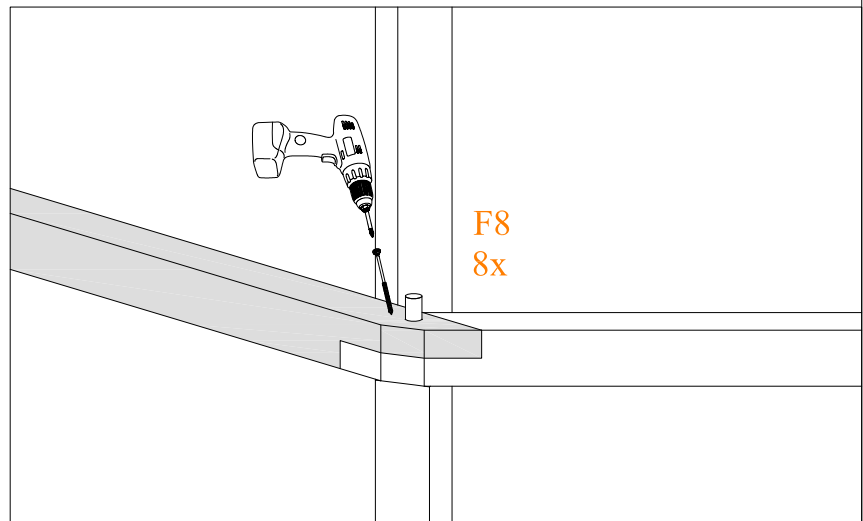
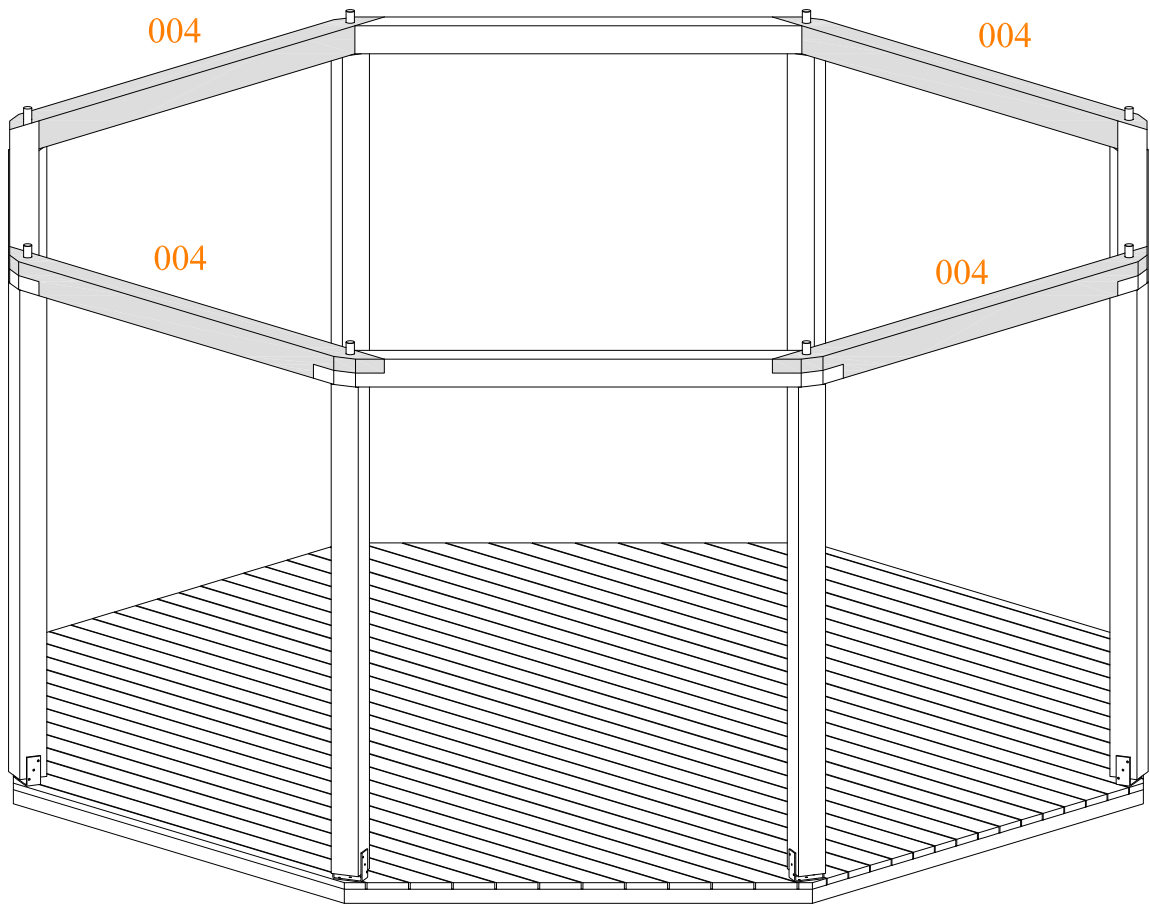


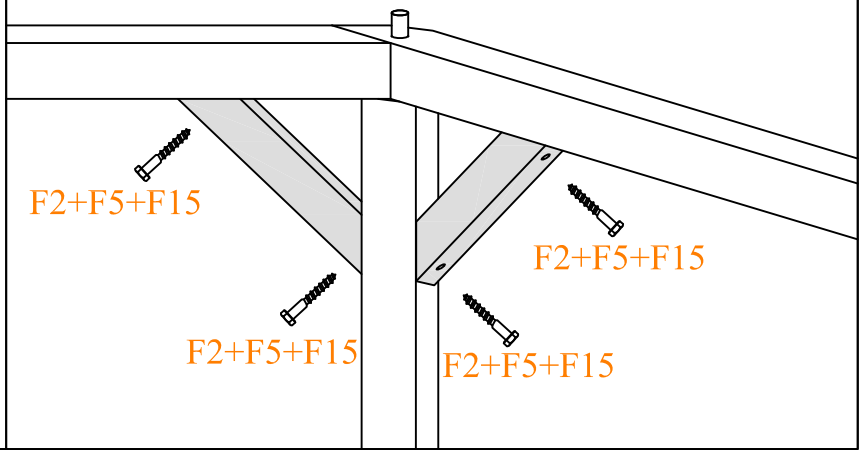
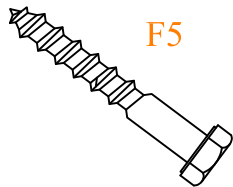
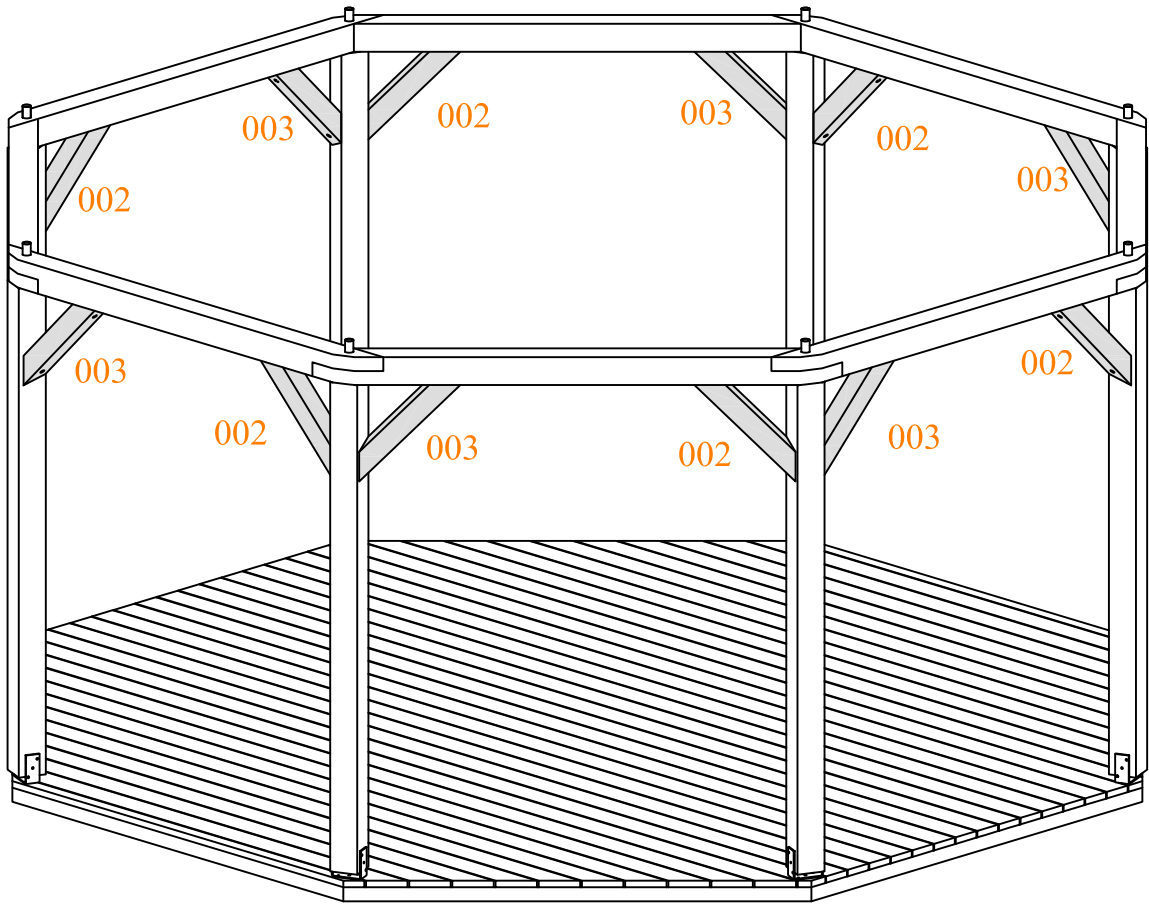


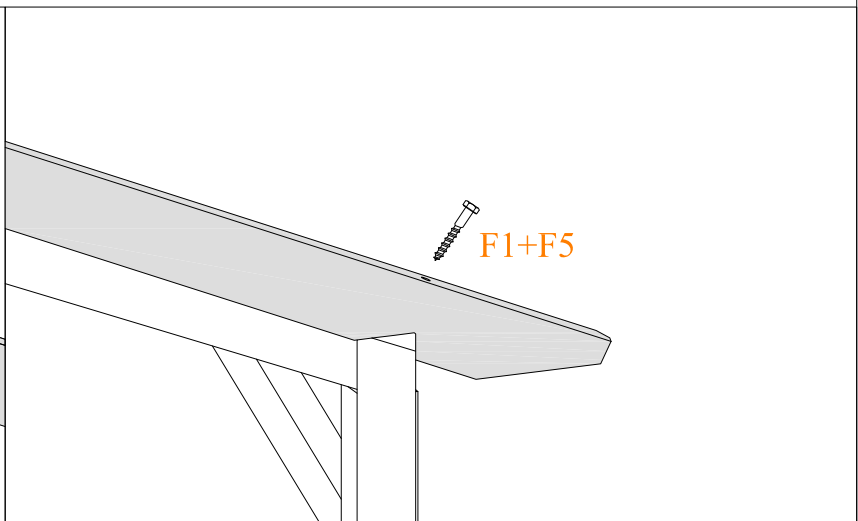
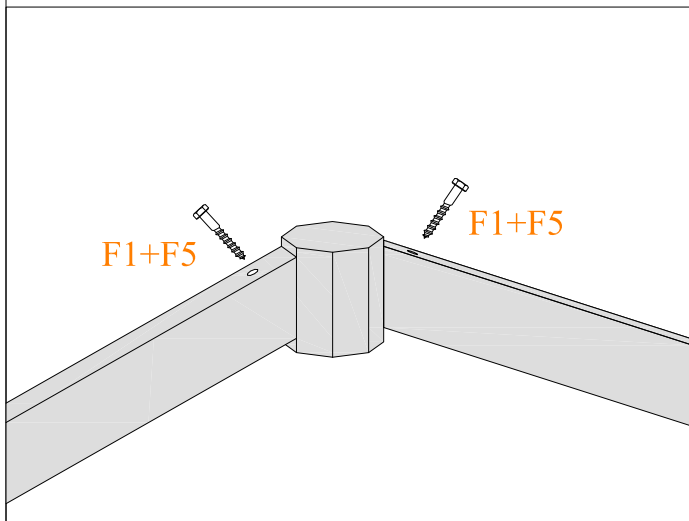
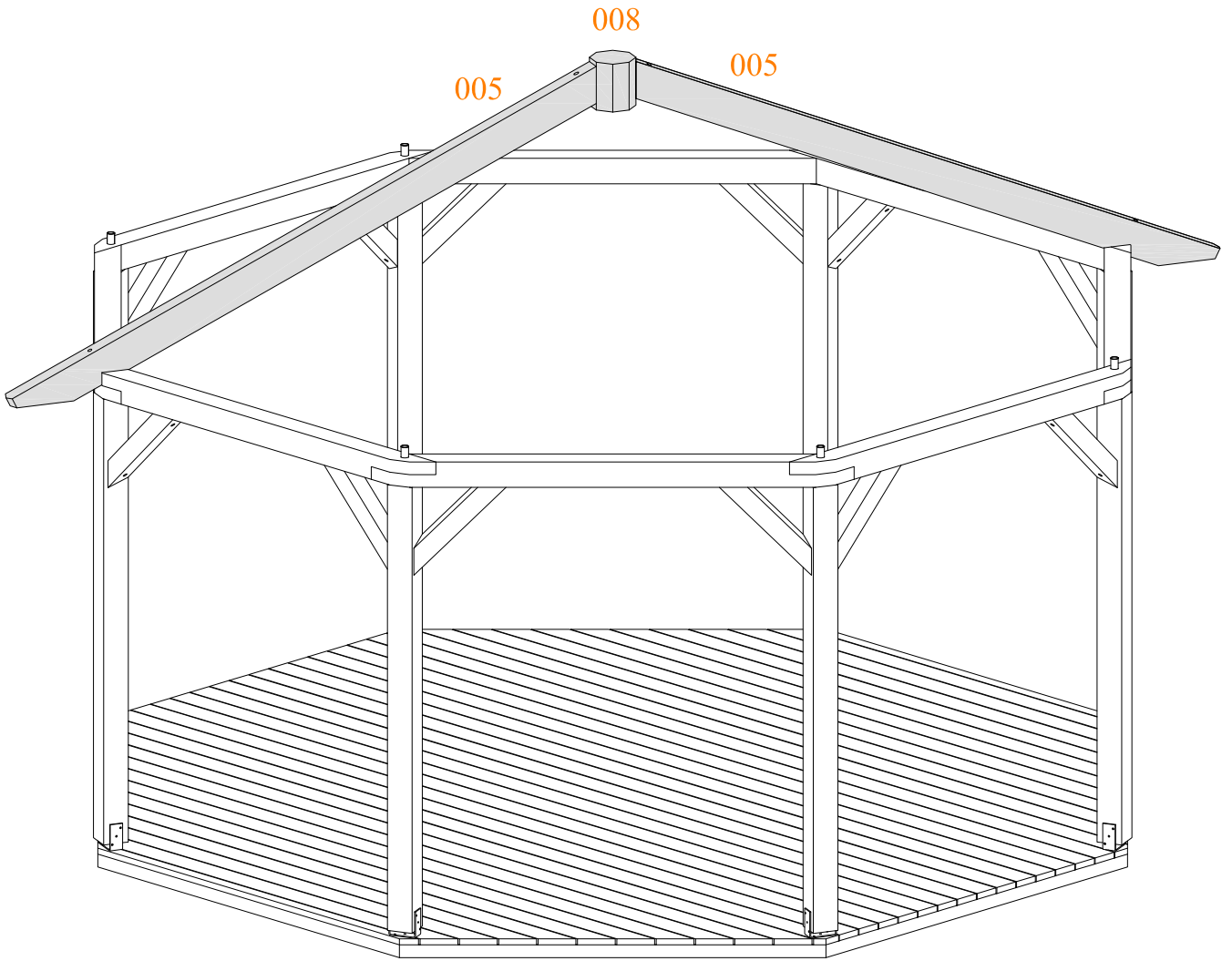


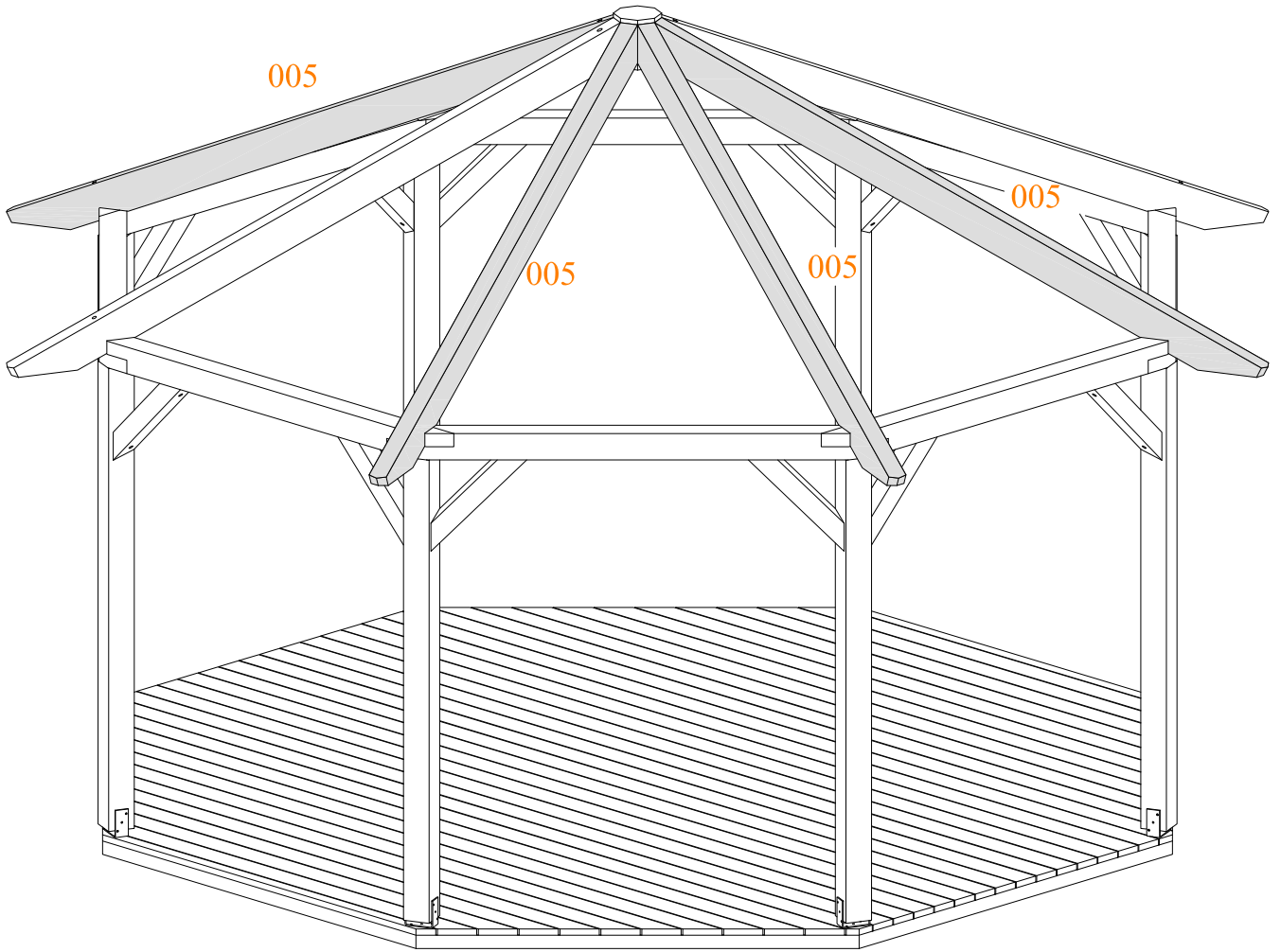


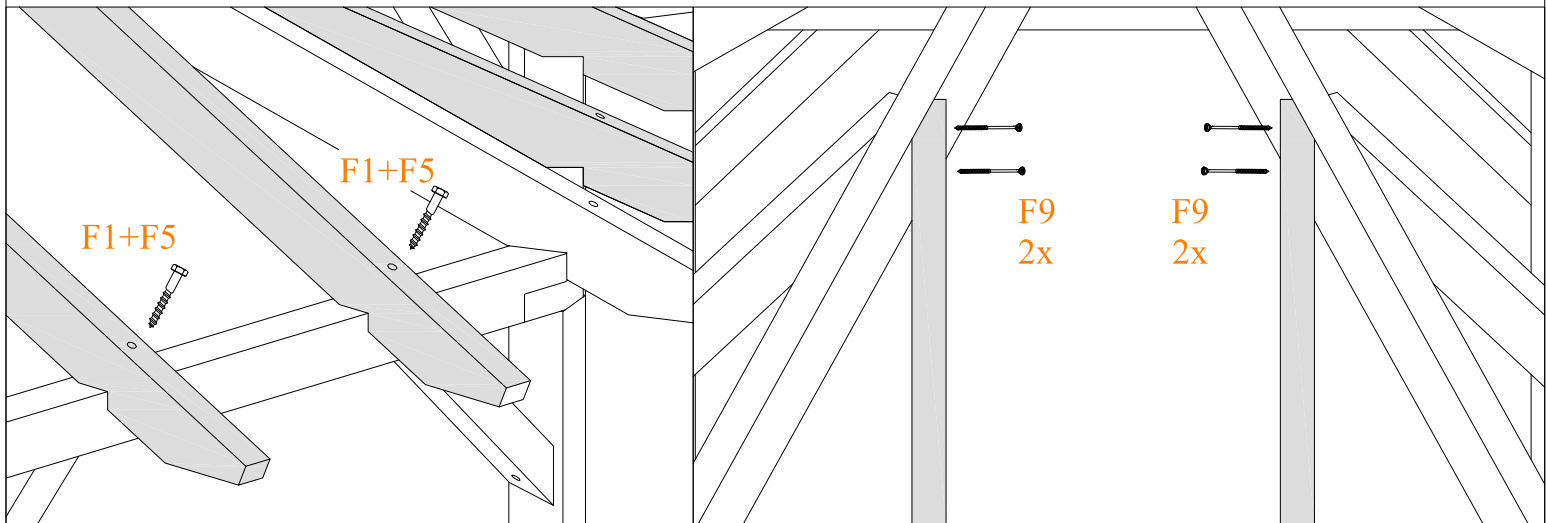
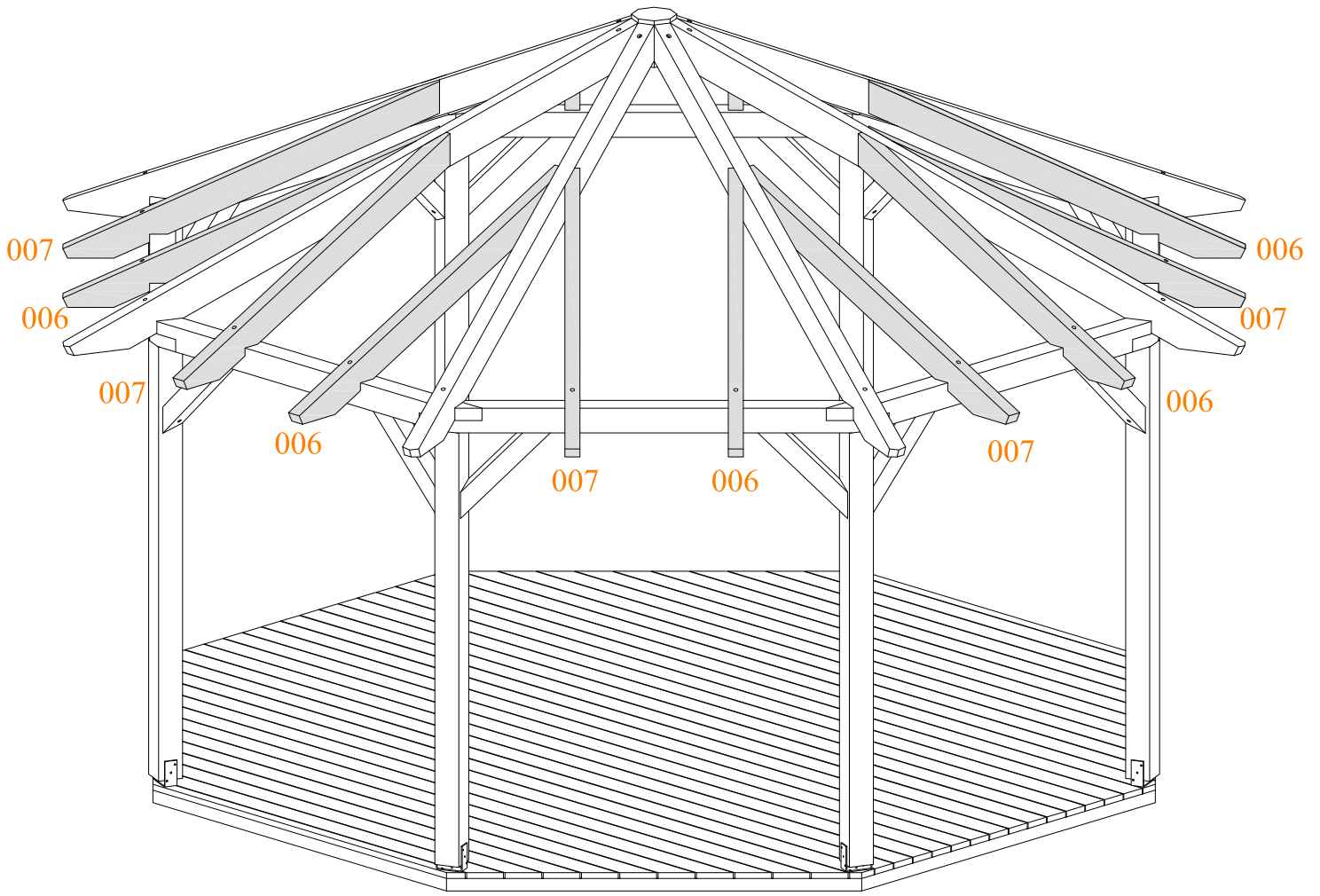


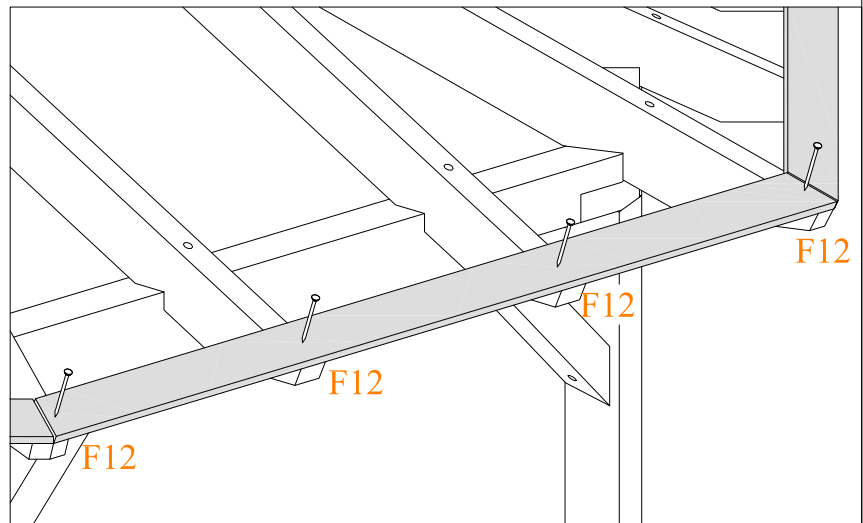
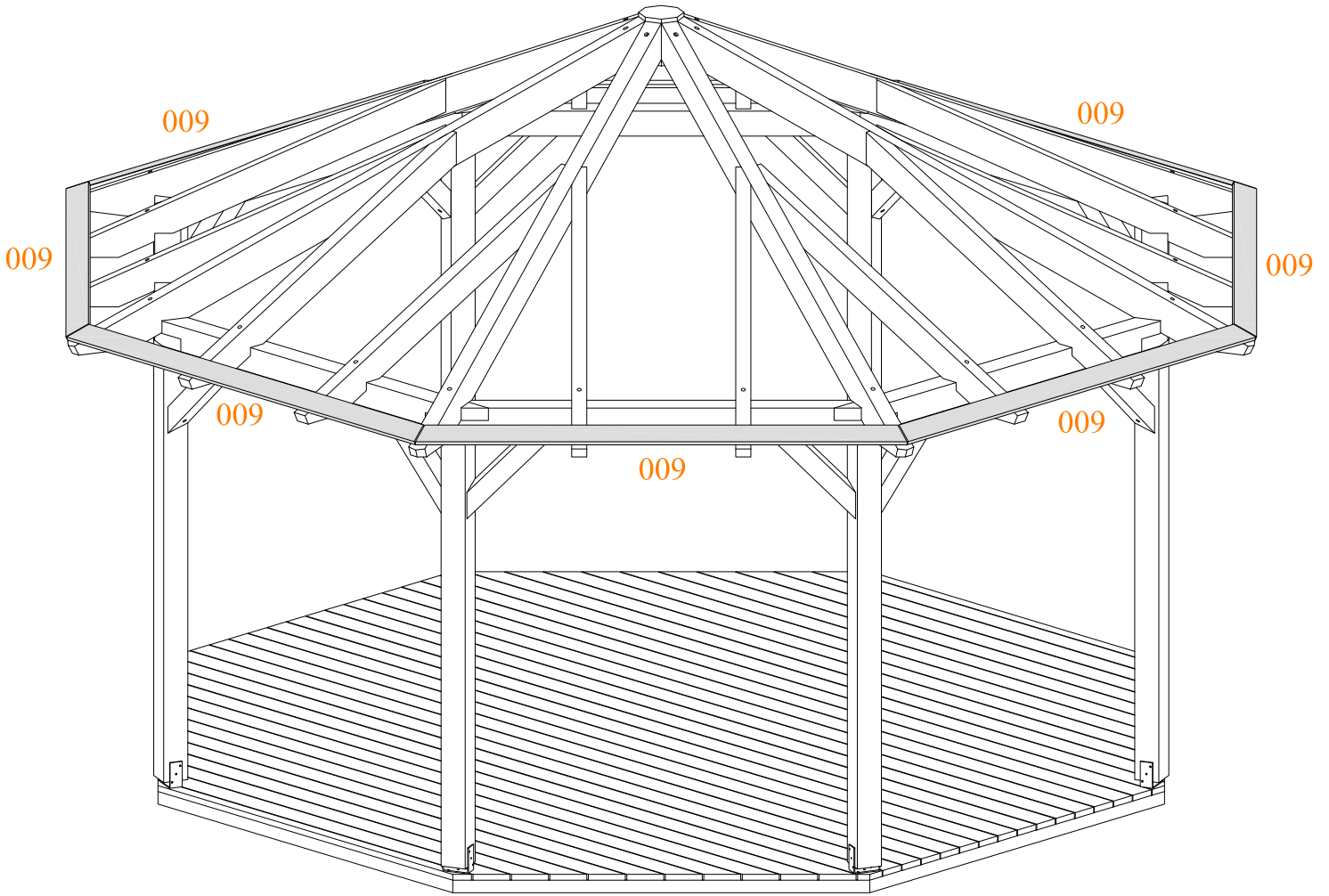












009-034

