

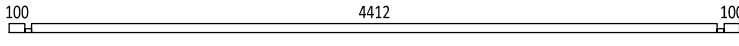
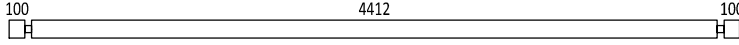
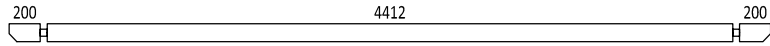



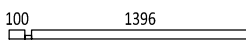
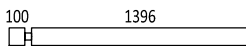


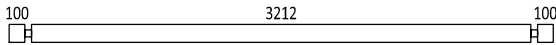
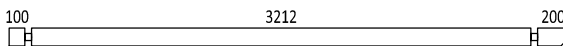
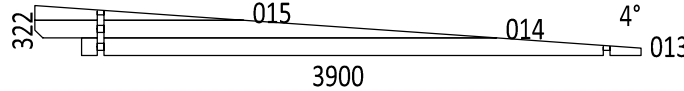
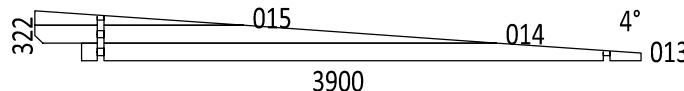









# Assembly, installation and maintenance manual

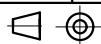
Montage-, Aufbau- und Wartungsanleitung • Assemblage, manuel de montage et d'entretien • Montaje, instalación y mantenimiento • Manuale di montaggio, installazione e manutenzione • Monterings- og vedlikeholdsmanual • Monterings-, installations- och underhållsmanual • Kokoamis-, asennus- ja huolto-ohje • Vejledning for montering og vedligehold • Handleiding voor montage, installatie en onderhoud • Manual de montagem, instalação e manutenção • Návod k montáži, instalaci a údržbě • Instrukcja montażu, instalacji i konserwacji • Surinkimo, montavimo ir priežiūros vadovas • Montāžas, uzstādīšanas un apkopes rokasgrāmata • Руководство по сборке и обслуживанию • Montaaži-, paigaldus- ja säilitamise juhend














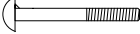
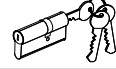




















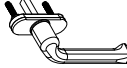




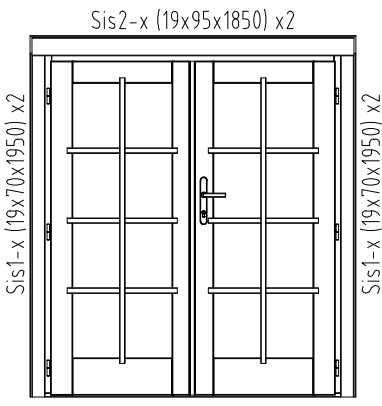

## Cabin **FR44-4735-2**

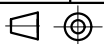
<p><b>Factory inspection by</b> • Werkskontrolle durch • Contrôle à partir de l'usine par • Inspector de fábrica • Collaudato da • Fabrikkontroll utført av • Fabriksbesiktigat av • Tehtaan tarkastaja • Fabriks Kontrol udført af • Fabrikscontrole door • Inspeção de fábrica, por: • Zkontrolováno ve výrobním závodě • Kontrola fabryczna do • Apžiūrą gamykloje atliko • Rūpnīcas pārbaudi veicis • Заводской контроль • Tehase kontroll teostatud:</p> <p>.....</p>	<p><b>Date</b> • Datum • Date • Fecha • Data • Dato • Datum • Päiväys • Dato • Datum • Data • Datum • Data • Datums • Data • Дата • Kuupäev:</p>
	<p><b>Pack number</b> • Pack Nr. • Packet n° • Bulto N° • Pacco N. • Serienr • Produktionsnummer • Pakettinro • Pakke nr. • Pak nr. • Número de embalagem • Číslo balení • Numer opakowania • Pakuotės numeris • Iepakojuma numurs • Упаковочный номер • Pakinumber:</p>

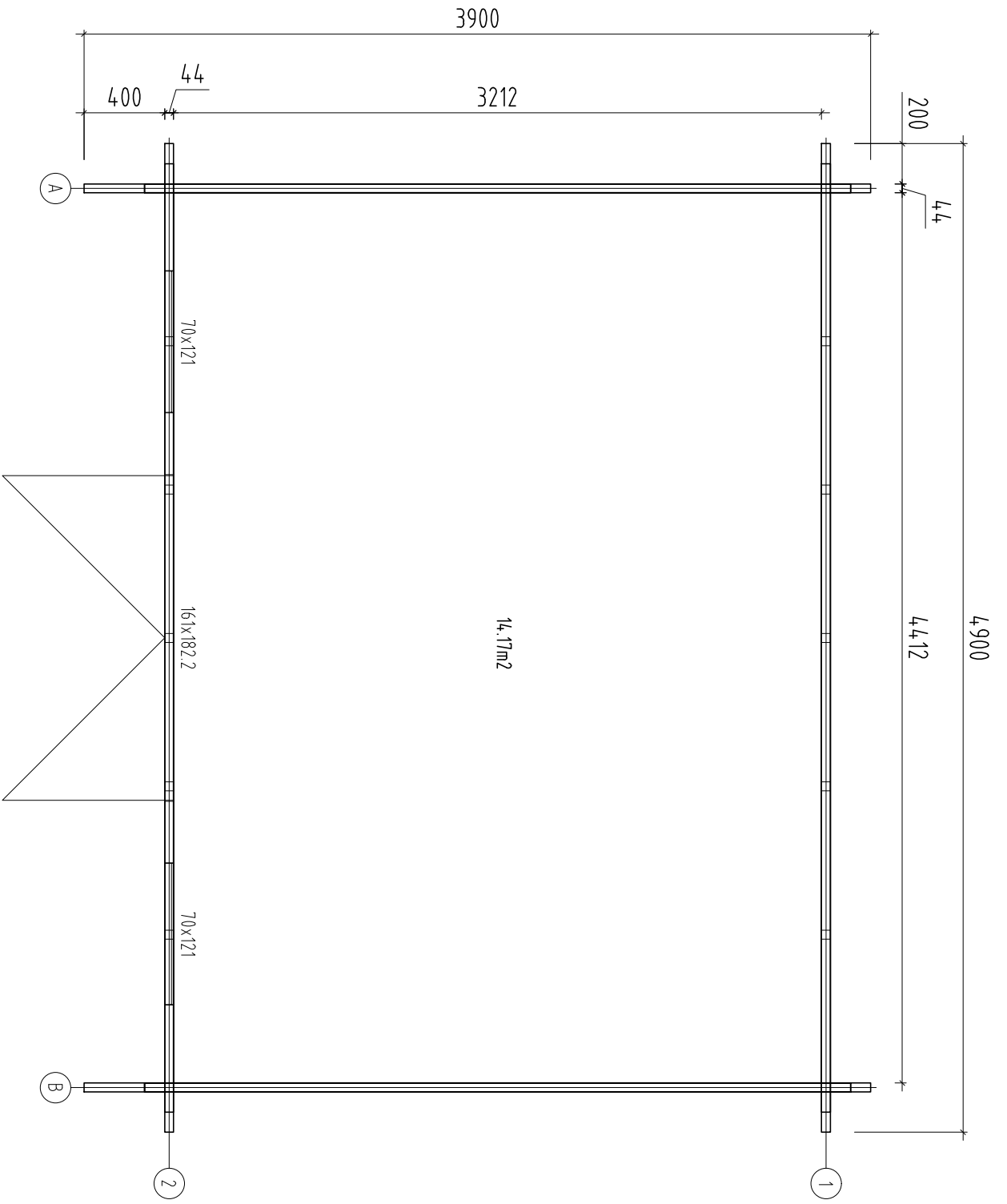
Pos	SPECIFICATION-STÜCKLISTE-NOMENCLATURE-ELEMENTI-ESPECIFICACIÓN "FR44-4735-2"	Pcs	Profile (mm)	Length (mm)
001		1	44x57	4700
002		18	44x114	4700
003		2	44x114	4900
004		2	44x120	957
005		8	44x120	691
006		2	44x120	957
007		2	44x57	1540
008		10	44x114	1540
009		22	44x114	530
010		22	44x114	305
011		34	44x114	3500
012		2	44x114	3600
WA-1		1		
WB-1		1		
AR1	Foundation- Fundament- Fondation- Fondazione- Vigas de cimentación 	7	70x45	4490
CoB1	Covering board- Deckbrett- Madrier de couverture- Tavola di copertura- Listón de cubierta 	1	19x120	4940
CoB2	Covering board- Deckbrett- Madrier de couverture- Tavola di copertura- Listón de cubierta 	2	19x95	4940
RoR1	Rafter- Sparre- Chevron- Trave- Cabrio 	5	44x140	3917
RoR2	Rafter- Sparre- Chevron- Trave- Cabrio 	4	44x140	200
FB2-1	Floor board- Fussbodenbrett- Madrier du plancher - Tavola pavimento- Tabla de suelo 	50	89x19	3205
RB2-1	Roof board- Dachbrett- Madrier du toit- Tavola tetto- Tabla de tejado 	44	89x19	3920
RB2-2	Roof board- Dachbrett- Madrier du toit- Tavola tetto- Tabla de tejado 	44	89x19	980
FaB6-1	Facia board- Giebelblende- Écran frontal- Schermo frontone- Tabla de facia 	4	19x95	4020

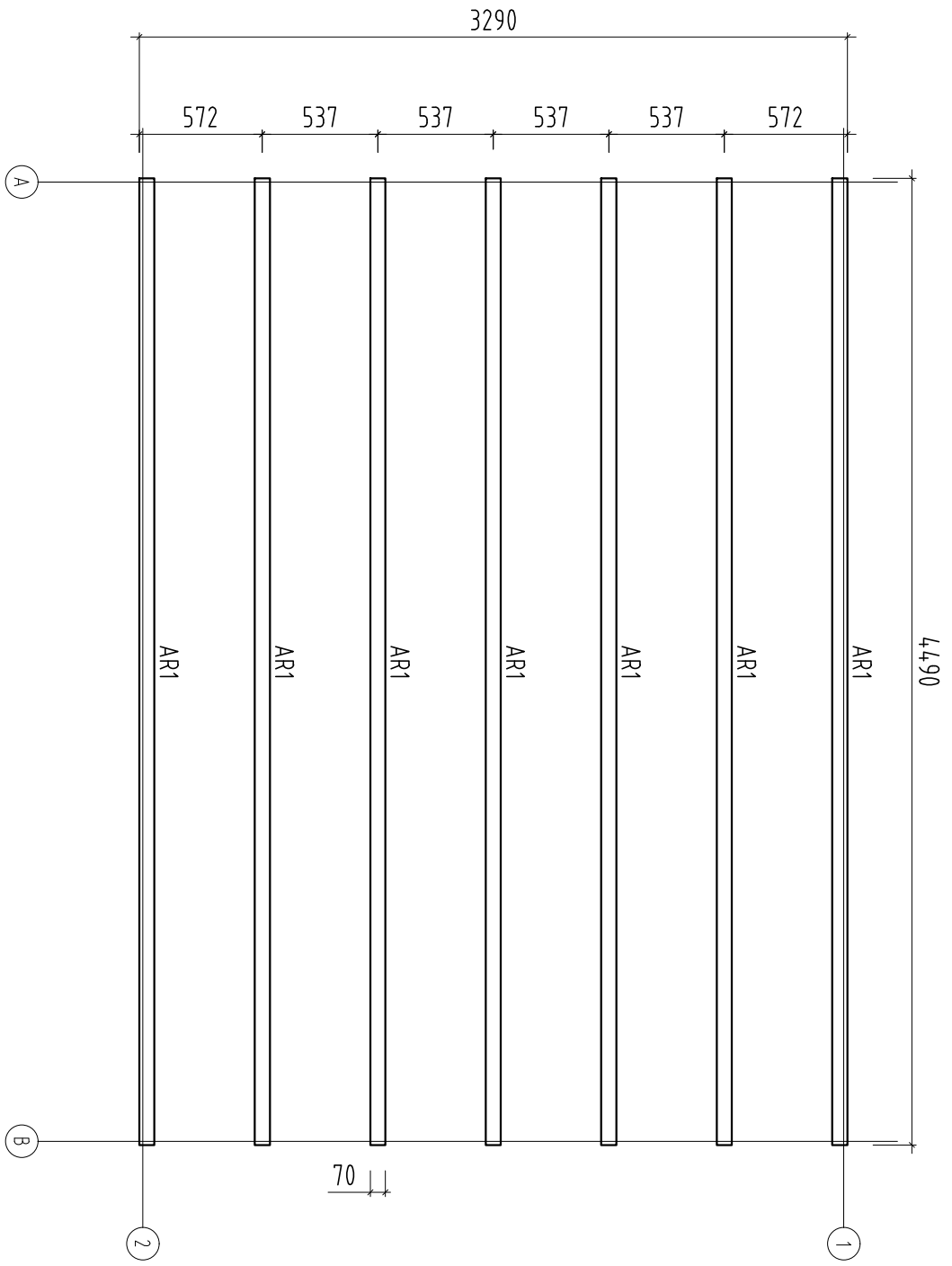


Pos	SPECIFICATION-STÜCKLISTE-NOMENCLATURE-ELEMENTI-ESPECIFICACIÓN "FR44-4735-2"	Pcs	Profile (mm)	Length (mm)
FIB2-1	Floor beading- Fussbodenleiste- Baguette du plancher- Listello pavimento- Listón de suelo 	7	19x19	2244
RE2-1	Roof edge reinforcement- Dachrandleiste- Baguette en bordure du toit- Rinforzo bordo tetto- Refuerzo borde tejado 	2	32x40	3210
Sis1-1	Side slat- Randleiste- Baguette en bordure- Listón de borde- Listello bordo 	4	19x70	800
Sis1-2	Side slat- Randleiste- Baguette en bordure- Listón de borde- Listello bordo 	8	19x70	1350
Sis1-3	Side slat- Randleiste- Baguette en bordure- Listón de borde- Listello bordo 	4	19x70	1950
Sis2-1	Side slat- Randleiste- Baguette en bordure- Listón de borde- Listello bordo 	4	19x95	950
Sis2-2	Side slat- Randleiste- Baguette en bordure- Listón de borde- Listello bordo 	2	19x95	1850
Sla10-1	Slat- Leiste- Baguette- Listello- Listón 	1	19x45	1620
StB1-1	Storm brace- Sturmleiste- Protection contre le vent- Antivento- Protector contra tormentas 	2	25x45	2050
StB1-2	Storm brace- Sturmleiste- Protection contre le vent- Antivento- Protector contra tormentas 	2	25x45	2250
WG1-1	Water gutter- Wasserleiste- Rejet d'eau- Protección de lluvia- Protezione dalla pioggia 	2	19x33	950
WG1-2	Water gutter- Wasserleiste- Rejet d'eau- Protección de lluvia- Protezione dalla pioggia 	1	19x33	1850
Fim	-Fixing kit- Befestigungsset- Moyens de fixation- Materiale di fissaggio- Kit de fijación 	1	USE	
QPOYP 8x80Zn	Bolt -Schloss-schraube -Boulon- Bullone- Perno- M8x80mm PUPO 	8	StB1-x	
QULSI3 0x40-1	Cylinder- Zylinderschloss- Serrure a mortaiser- Serratura a cilindro- Bombin- 30.40-1 	1	TU44-116P	
QLIU3 5x92Hb	Door fittings- Türbeschlag- Ferrure- Ferramenta porta- Manilla (puerta)- QLIU35x92Hb 	1	TU44-116P	
QNA1 4x40Me	Nail- Nagel- Clou- Chiodo- Clavo- 1.4x40mm 	40	FIB2-1	
QNA2 2x50Zn	Nail- Nagel- Clou- Chiodo- Clavo- 2.5x50mm 	380	FB2-1	
QNA3 x70Zn	Nail- Nagel- Clou- Chiodo- Clavo- 3x70mm 	450	RB2-1	
QMUK k8Zn	Nut- Schraubenmutter- Écrou- Dado- Tuerca- M8mm 	8		
QKRP P3 5 x40Zn	Screw- Schraube- Vis- Vite- Tornillo- 3.5x40mm 	20	WG1-1; WG1-2	
QKRPP 3x20Zn	Screw- Schraube- Vis- Vite- Tornillo- 3x20mm 	28	TU44-116P; A44-113	
QKRP P4 5 x50Zn	Screw- Schraube- Vis- Vite- Tornillo- 4.5x50mm 	250	CoBx; FaBx; RE2-1;... TU44-116P; Sisx-x	
QKRP P4 5 x70Zn	Screw- Schraube- Vis- Vite- Tornillo- 4.5x70mm 	24	001; 004; 006; 007 TU44-116P	
QKRPP 5x90Zn	Screw- Schraube- Vis- Vite- Tornillo- 5x90mm 	20	005; 004	
	Object name"FR44-4735-2"			Page 2/3

Pos	SPECIFICATION-STÜCKLISTE-NOMENCLATURE-ELEMENTI-ESPECIFICACIÓN "FR44-4735-2"	Pcs	Profile (mm)	Length (mm)
QKRPP6 x120Zn	Screw- Schraube- Vis- Vite- Tornillo- 6x120mm 	8	RoR2+Wall	
QKRPP 6x160 ZnTX-1	Screw- Schraube- Vis- Vite- Tornillo- 6x160mm TX-1 	6	TU44-116P	
QKRPP6 x180Zn	Screw- Schraube- Vis- Vite- Tornillo- 6x180mm 	10	RoR1+Wall	
QSE8 x22Zn	Washer- Dichtscheibe- Joint- Rondella- Arandela- 8x22mm 	8		
QLIA7x 30Hb-P	Window fittings- Fenstergriff- Poigne de la fenetre- Maniglia finestra- Manilla- QLIA7x30Hb-P 	1	A44-113P	
QLIA7x 30Hb-V	Window fittings- Fenstergriff- Poigne de la fenetre- Maniglia finestra- Manilla- QLIA7x30Hb-V 	1	A44-113V	
A44- 113P	Window - Fenster - Fenetre - Finestra-Ventana 700x1210    536x1046mm	1		
A44- 113V	Window - Fenster - Fenetre - Finestra-Ventana 700x1210    536x1046mm	1		
TU44 -116P	Door - Tür - Porte - Porta-Puerta 1610x1822    1446x1720mm	1		

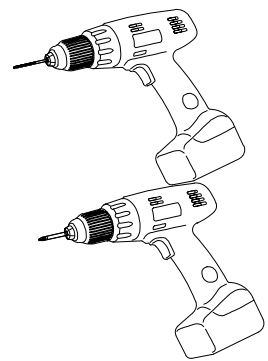
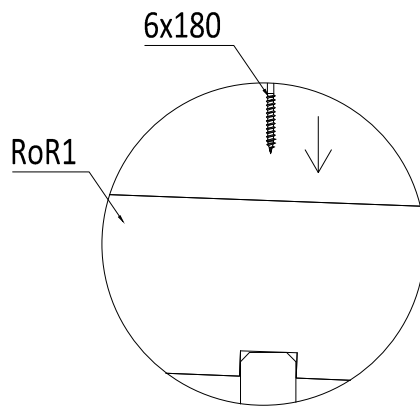
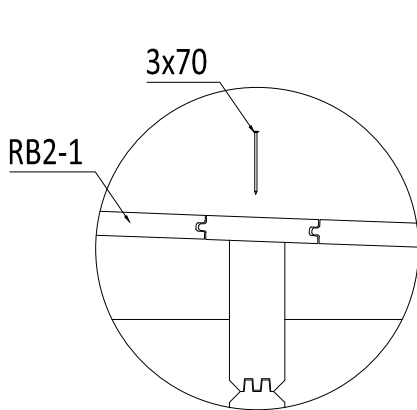
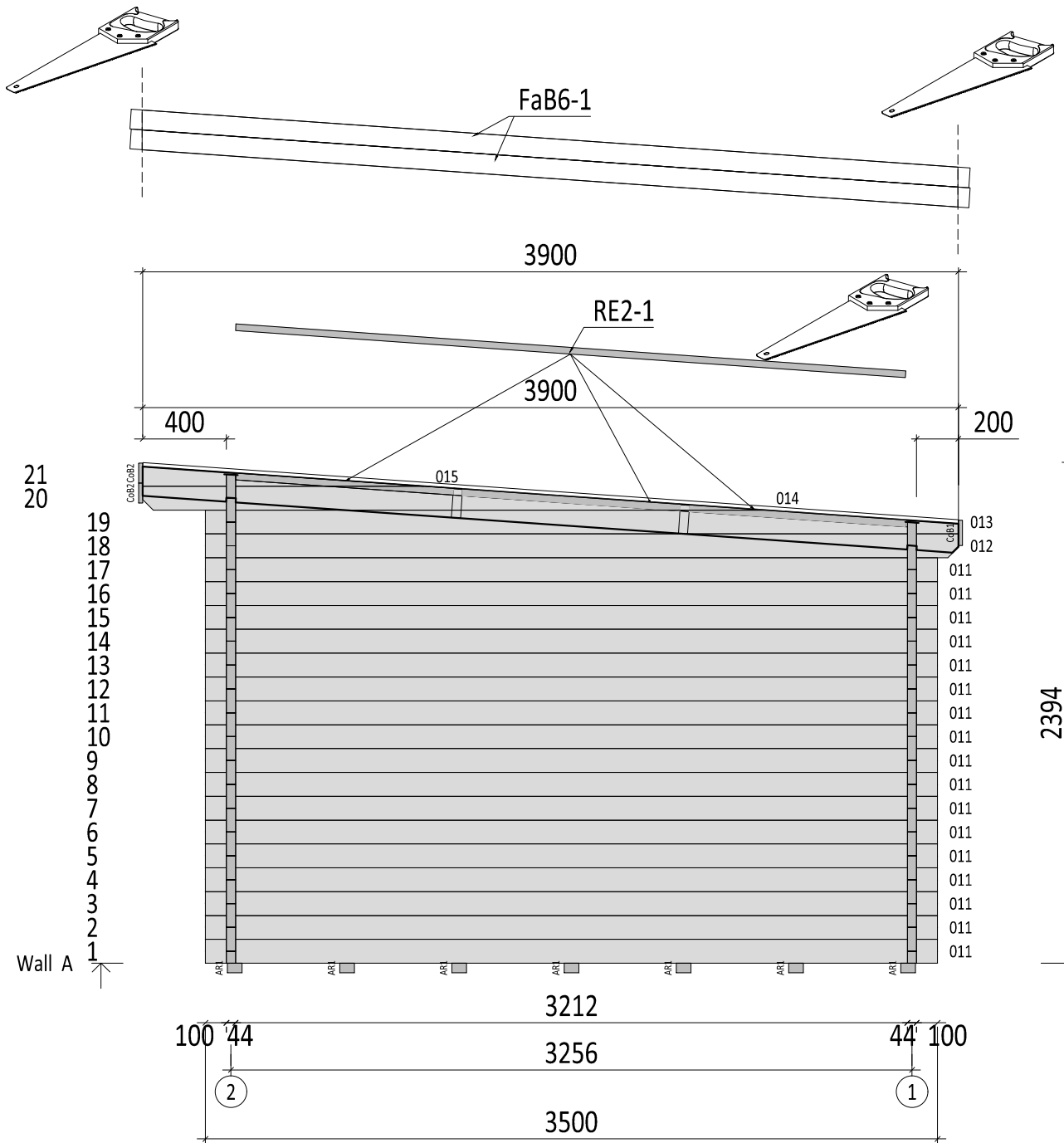


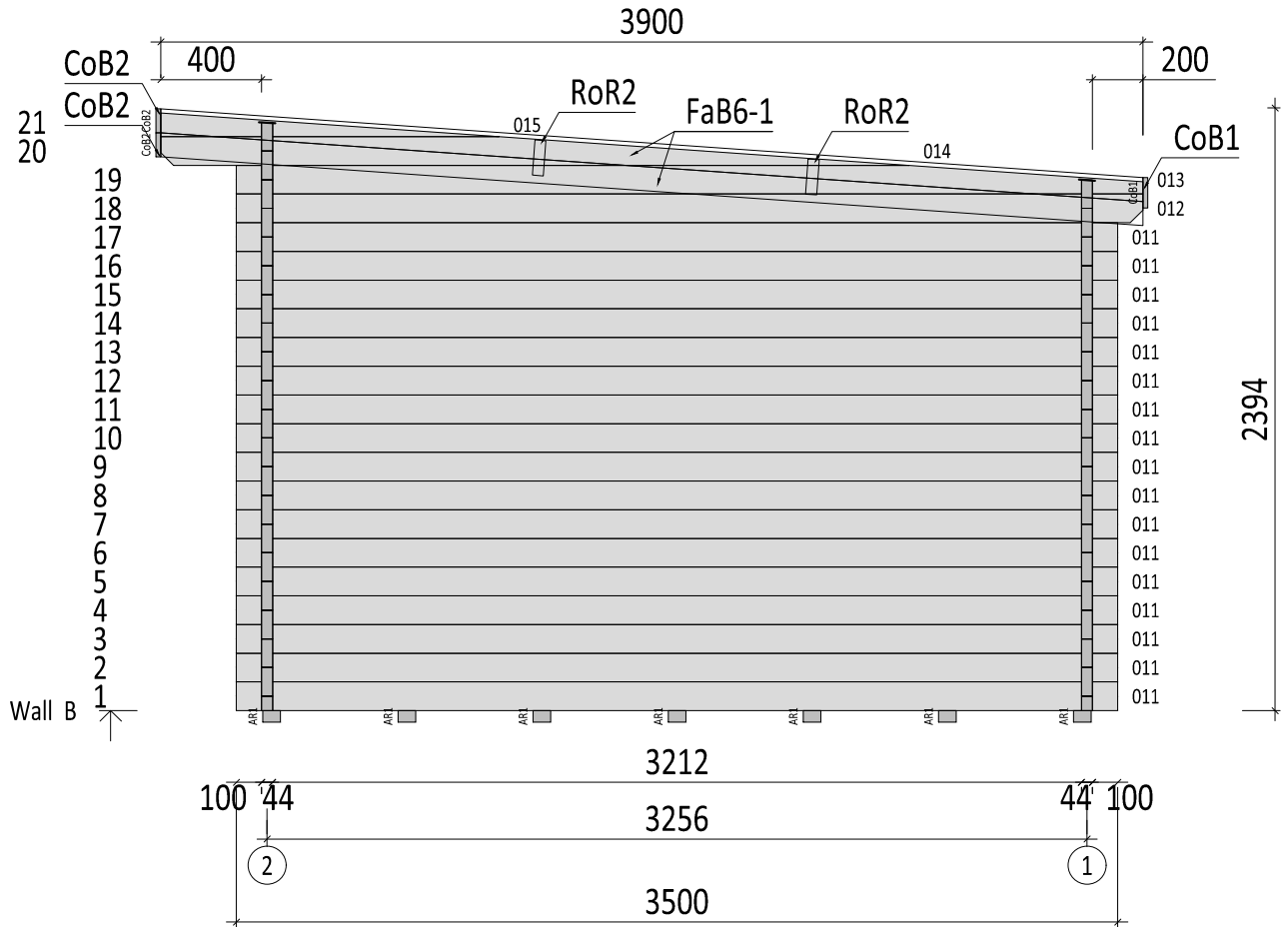
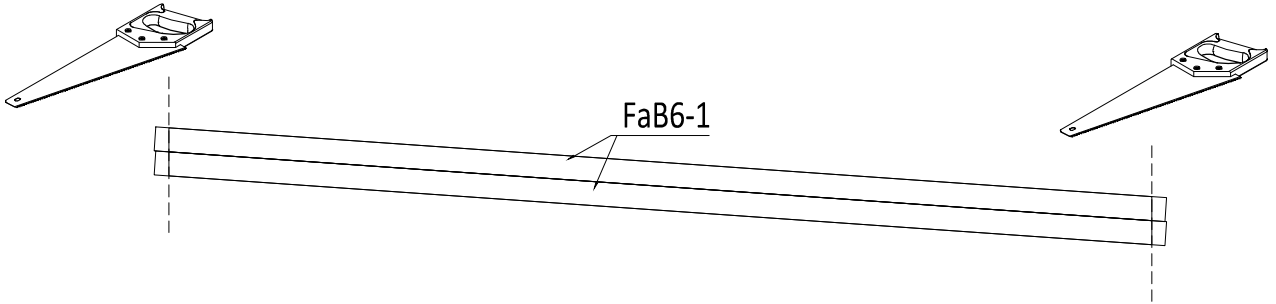









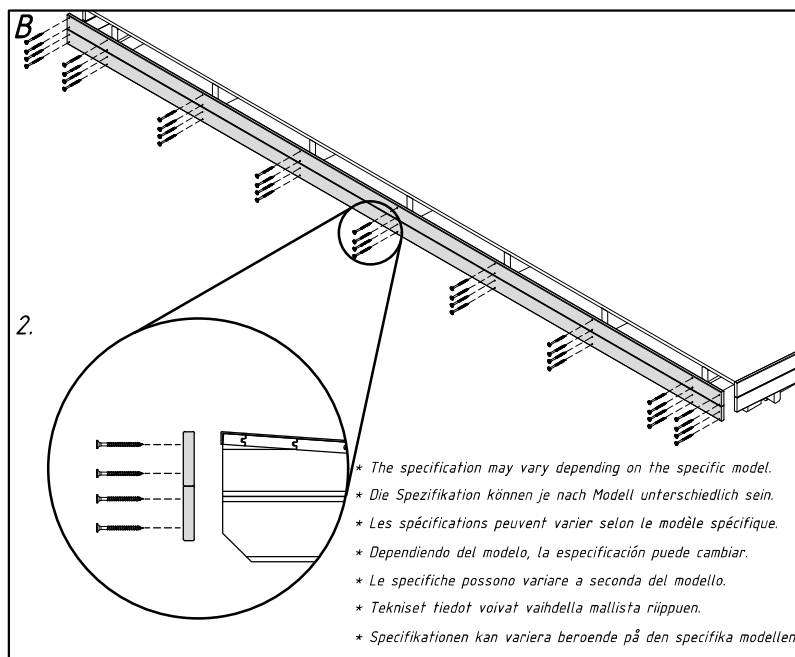
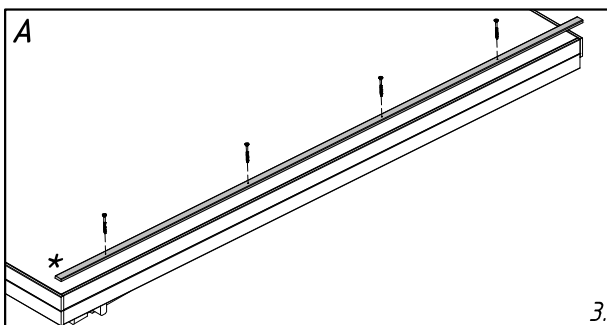
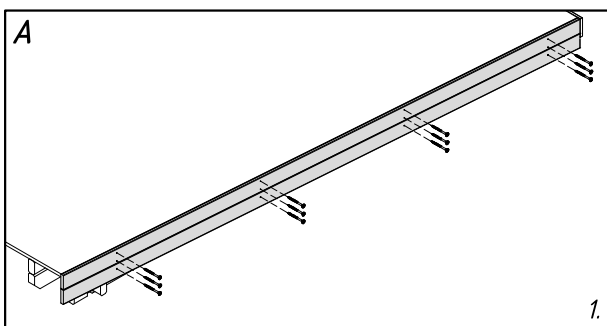
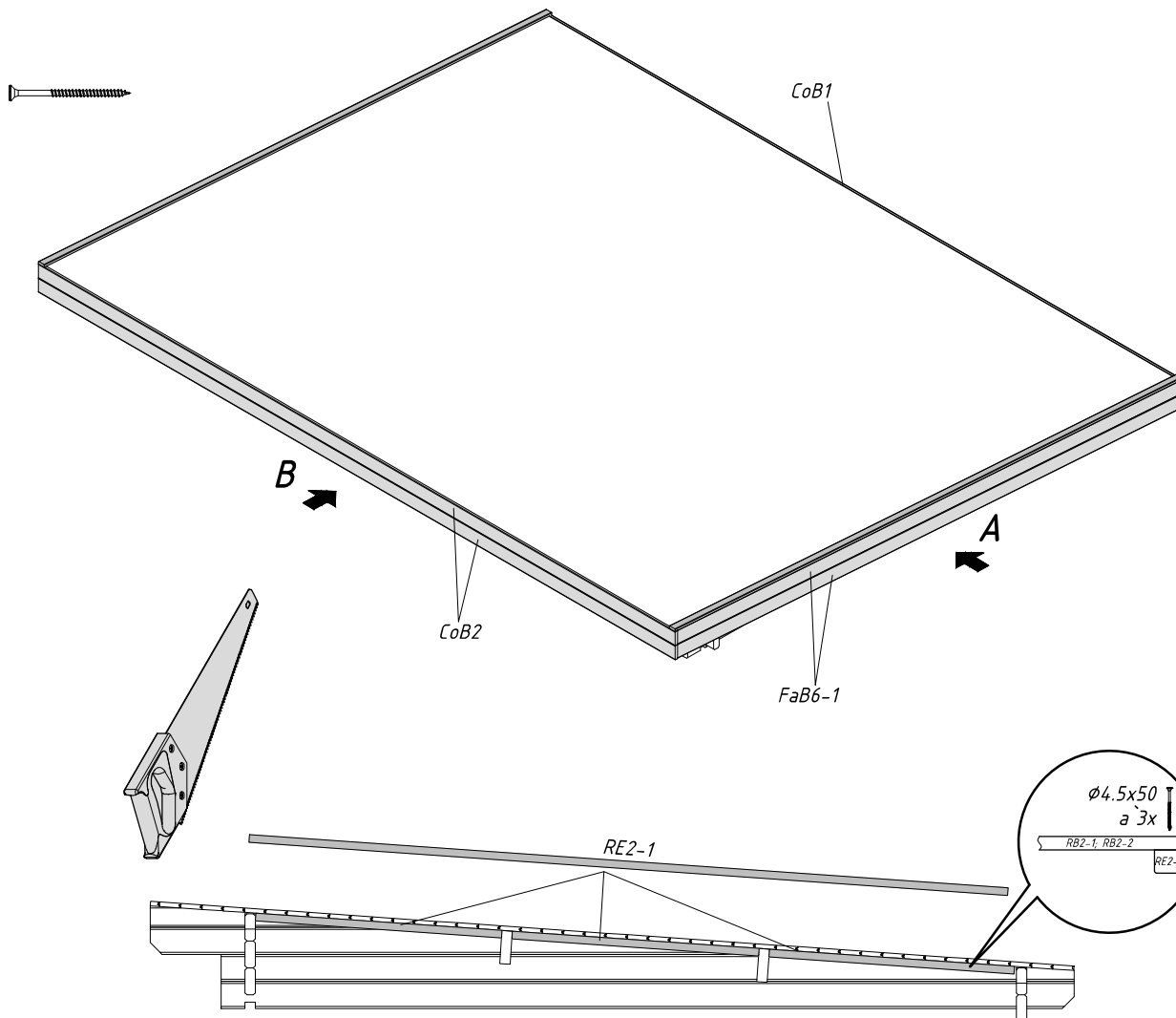
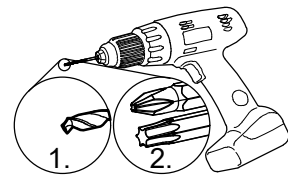




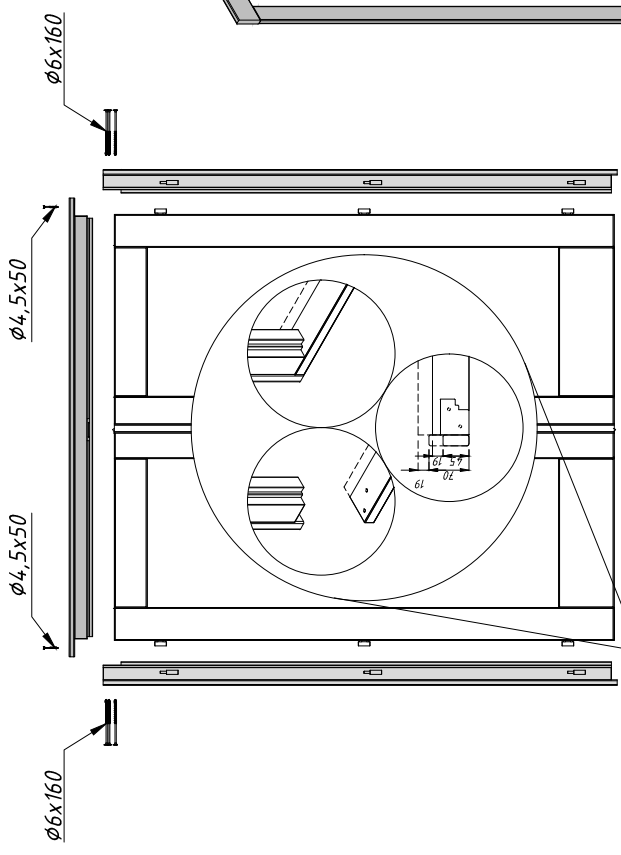
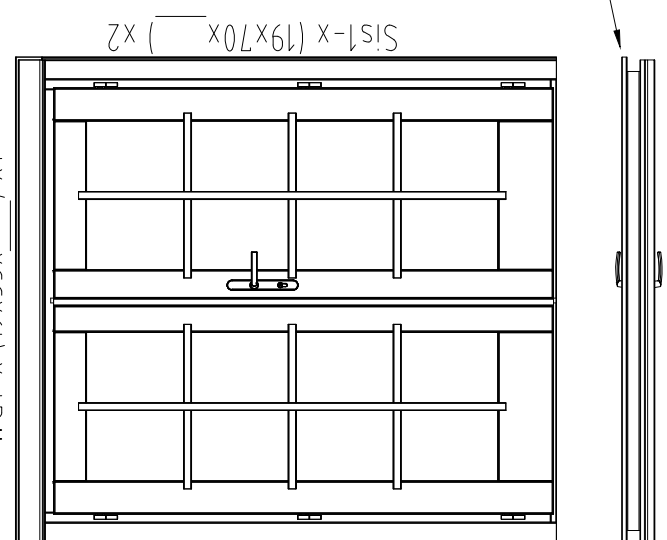
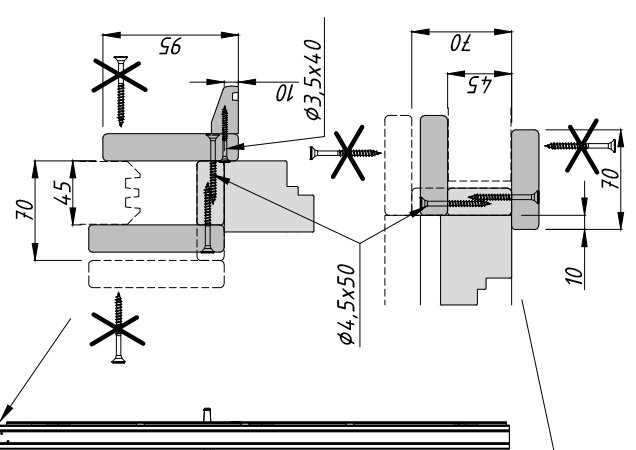
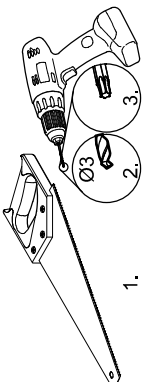
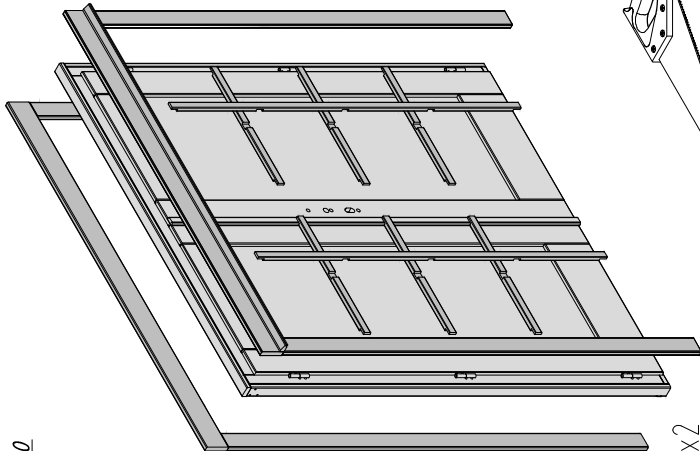


Rafter - Sparre - Chevron - Trave - Cabrio  
 Roof board - Dachbrett - Madrier du toit - Tavola  
 tetto - Tabla de tejado

Ø4.5x50 x120

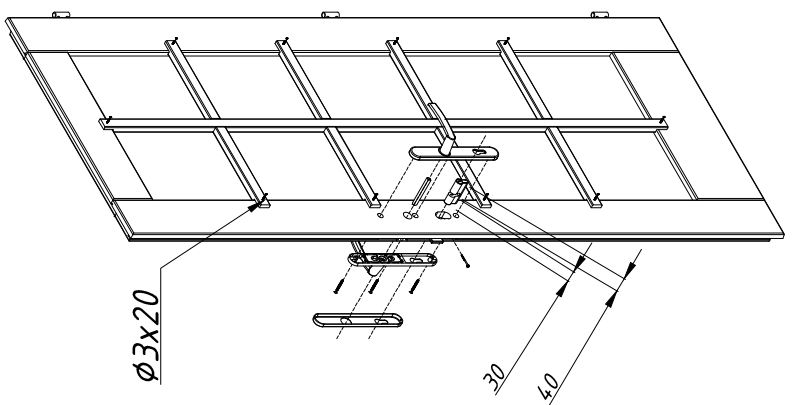
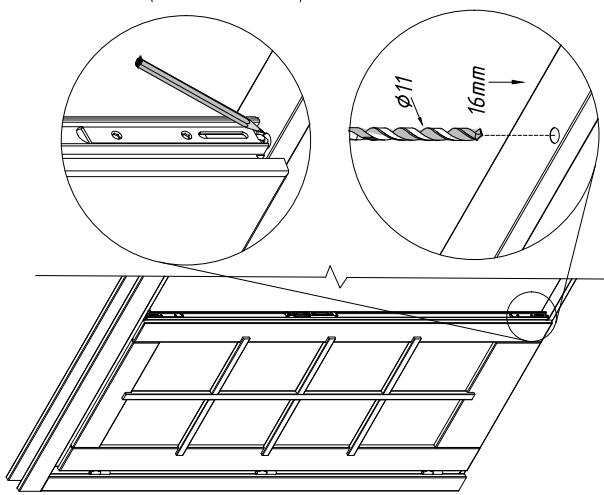


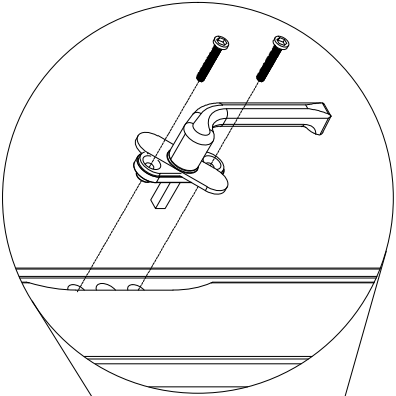

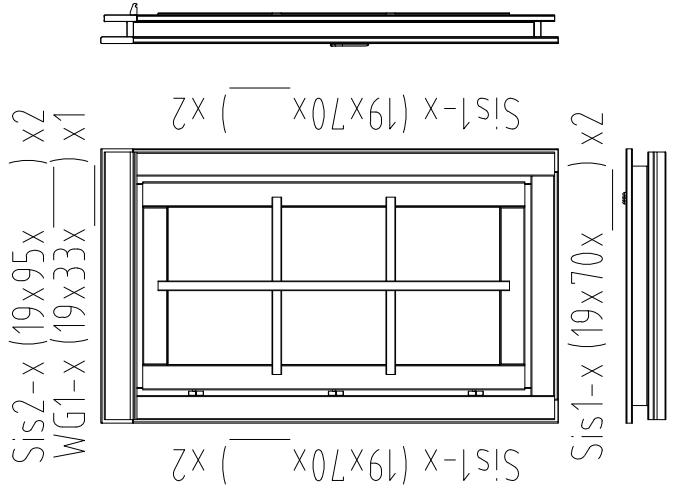
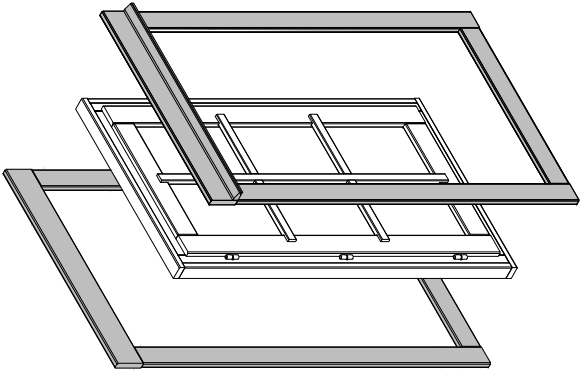
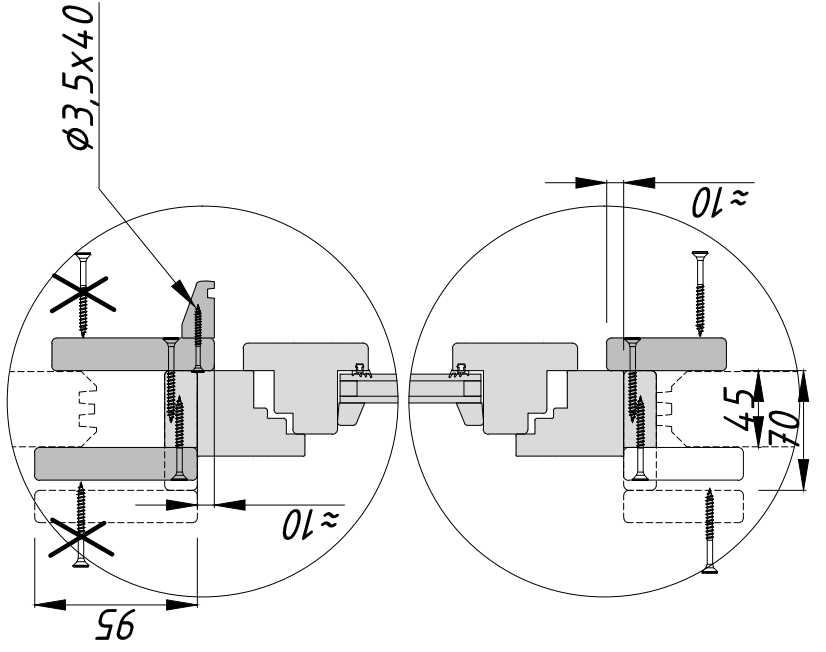
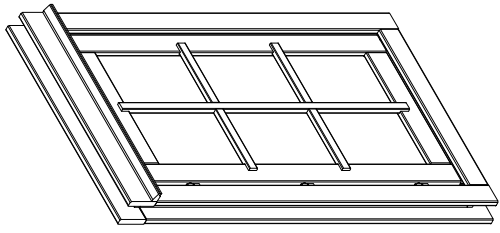
\* The specification may vary depending on the specific model.  
 \* Die Spezifikation können je nach Modell unterschiedlich sein.  
 \* Les spécifications peuvent varier selon le modèle spécifique.  
 \* Dependiendo del modelo, la especificación puede cambiar.  
 \* Le specifiche possono variare a seconda del modello.  
 \* Teknised tiedot voivat vaihdella mallista riippuen.  
 \* Specifikationer kan variera beroende på den specifika modellen.



Sis2-x (19x95x) x2  
WG1-x (19x33x) x1

4.5x70  
4.5x70  
21mm  
1. 5





$\phi 3 \times 20$

