

Assembly, installation and maintenance manual

Montage-, Aufbau- und Wartungsanleitung • Assemblage, manuel de montage et d'entretien • Montaje, instalación y mantenimiento • Manuale di montaggio, installazione e manutenzione • Monterings- og vedlikeholdsmanual • Monterings-, installations- och underhållsmanual • Kokoamis-, asennus- ja huolto-ohje • Vejledning for montering og vedligehold • Handleiding voor montage, installatie en onderhoud • Manual de montagem, instalação e manutenção • Návod k montáži, instalaci a údržbě • Instrukcja montażu, instalacji i konserwacji • Surinkimo, montavimo ir priežiūros vadovas • Montāžas, uzstādīšanas un apkopes rokasgrāmata • Руководство по сборке и обслуживанию • Montaaži-, paigaldus- ja säilitamise juhend



Pavilion **PAV-4762**

<p>Factory inspection by • Werkskontrolle durch • Contrôle à partir de l'usine par • Inspector de fábrica • Collaudato da • Fabrikkontroll utført av • Fabriksbesiktigat av • Tehtaan tarkastaja • Fabriks Kontrol udført af • Fabrikscontrole door • Inspeção de fábrica, por: • Zkontrolováno ve výrobním závodě • Kontrola fabryczna do • Apžiūrą gamykloje atliko • Rūpnīcas pārbaudi veicis • Заводской контроль • Tehase kontroll teostatud:</p> <p>.....</p>	<p>Date • Datum • Date • Fecha • Data • Dato • Datum • Päiväys • Dato • Datum • Data • Datum • Data • Datums • Data • Дата • Kuupäev:</p>
	<p>Pack number • Pack Nr. • Packet n° • Bulto N° • Pacco N. • Serienr • Produktionsnummer • Pakettinro • Pakke nr. • Pak nr. • Número de embalagem • Číslo balení • Numer opakowania • Pakuotės numeris • Iepakojuma numurs • Упаковочный номер • Pakinumber:</p>



www.palmako.ee/information-hub

English: Before installing and using the product, please read the instructions and warranty terms at www.palmako.ee/information-hub to guarantee proper installation and long-lasting performance.

Deutsch: Wichtig! Bitte vor Aufbau und Nutzung des Produkts unbedingt die detaillierte Montageanleitung sowie die Garantiebedingungen unter www.palmako.ee/information-hub lesen, um eine fachgerechte Montage und eine lange Funktionssicherheit zu gewährleisten.

Français: Avant d'installer et d'utiliser le produit, veuillez lire les instructions et les conditions de garantie sur www.palmako.ee/information-hub afin de garantir une installation correcte et la longévité du produit.

Español: Antes de instalar y utilizar el producto, lea las instrucciones y las condiciones de garantía en www.palmako.ee/information-hub para asegurar una instalación correcta y una larga vida útil del producto.

Italiano: Prima di installare e utilizzare il prodotto, leggere le istruzioni e le condizioni di garanzia su www.palmako.ee/information-hub per garantire una corretta installazione e prestazioni durature.

Norsk: Før montering og bruk av produktet, vennligst les monteringsanvisningene og garantivilkårene på www.palmako.ee/information-hub for å sikre korrekt montering og fremtidig holdbarhet.

Svenska: Innan du installerar och använder produkten, vänligen läs instruktionerna och garantivillkoren på www.palmako.ee/information-hub för att säkerställa korrekt installation och produktens långvariga hållbarhet

Suomi: Ennen tuotteen asentamista ja käyttämistä, lue ohjeet ja takuehdot osoitteessa www.palmako.ee/information-hub varmistaaksesi oikean asennuksen ja pitkäkestoisen toiminnan.

Русский: Перед установкой и использованием изделия ознакомьтесь с инструкцией и условиями гарантии на сайте www.palmako.ee/information-hub, чтобы гарантировать правильную установку и долговечность изделия.

Eesti: Enne toote paigaldamist ja kasutuselevõttu lugege palun juhiseid ja garantiitingimusi aadressil www.palmako.ee/information-hub, et tagada nõuetekohane paigaldus ja toote pikk eluiga.

Dansk (Oversat af AI): Læs venligst instruktionerne og garantibetingelserne på www.palmako.ee/information-hub, før du installerer og bruger produktet, for at garantere korrekt installation og langvarig ydeevne.

Dutch (Vertaald door AI): Lees vóór de installatie en het gebruik van het product de instructies en garantievoorwaarden op www.palmako.ee/information-hub om een correcte installatie en langdurige werking te garanderen

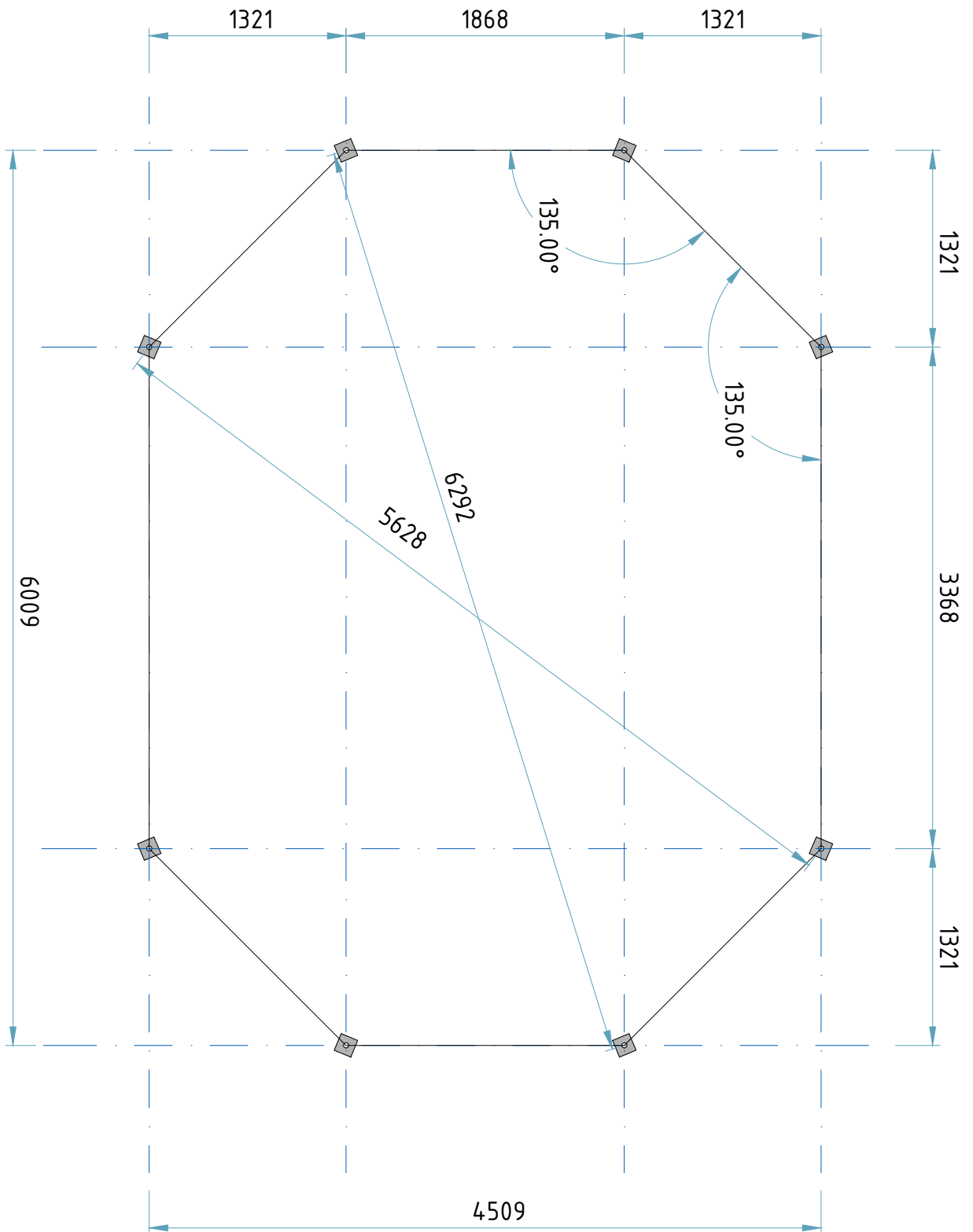
Português (Traduzido por IA): Antes de instalar e utilizar o produto, leia as instruções e os termos de garantia em www.palmako.ee/information-hub para garantir uma instalação adequada e um desempenho duradouro.

























Čeština (Přeloženo umělou inteligencí): Před instalací a použitím produktu si prosím přečtěte pokyny a záruční podmínky na www.palmako.ee/information-hub, abyste zaručili správnou instalaci a dlouhodobý výkon.

























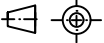
Polski (Przetłumaczone przez AI): Przed zainstalowaniem i użyciem produktu należy przeczytać instrukcję oraz warunki gwarancji dostępne na stronie www.palmako.ee/information-hub, co pozwoli zagwarantować prawidłową instalację i długotrwałą wydajność.

























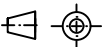
Latviešu (Mākslīgā intelekta tulkojums): Pirms produkta uzstādīšanas un lietošanas, lūdzu, izlasiet instrukcijas un garantijas noteikumus vietnē www.palmako.ee/information-hub, lai garantētu pareizu uzstādīšanu un ilgstošu darbību.





Lietuviškai (Išvertė DI): Prieš montuodami ir naudodami gaminį, perskaitykite instrukcijas ir garantijos sąlygas adresu www.palmako.ee/information-hub, kad užtikrintumėte tinkamą montavimą ir ilgalaikį veikimą.

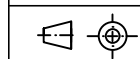





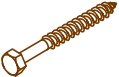












5		□	8	120 x 120	2100
6		▣	2	120 x 120	3669
7		▣	6	120 x 120	2169
8		▣	8	90 x 90	592
9		▣	8	90 x 90	592
10		▣	1	120 x 240	1999
11		▣	4	80 x 160	2968
12		▣	2	80 x 160	3165
13		▣	2	80 x 160	3110
14		▣	2	80 x 160	3110
15		▣	2	80 x 160	3165
16		▣	8	70 x 140	1909
17		▣	8	70 x 140	1909
18		□	2	70 x 70	445
19		▣	4	28 x 120	2831
20		▣	2	19 x 120	3780
21		▣	6	19 x 120	2280
22		◦	8	35 x 35	220
201		▣	2	19 x 114	3756
202		▣	2	19 x 114	3670
203		▣	2	19 x 114	3585
204		▣	2	19 x 114	3499
205		▣	2	19 x 114	3414
206		▣	2	19 x 114	3328

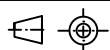
Pos	SPECIFICATION-STÜCKLISTE-NOMENCLATURE-ELEMENTI PAV-4762	Pcs	Profile (mm)	Length (mm)
207		2	19 x 114	3242
208		2	19 x 114	3157
209		2	19 x 114	3071
210		2	19 x 114	2986
211		2	19 x 114	2900
212		2	19 x 114	2814
213		2	19 x 114	2729
214		2	19 x 114	2643
215		2	19 x 114	2558
216		2	19 x 114	2472
217		2	19 x 114	2387
218		2	19 x 114	2301
219		2	19 x 114	2215
220		2	19 x 114	2130
221		2	19 x 114	2044
222		2	19 x 114	1959
223		2	19 x 114	1873
224		2	19 x 114	1787
225		2	19 x 114	1702
226		2	19 x 114	1616
227		6	19 x 114	2256
228		6	19 x 114	2170
229		6	19 x 114	2085
230		6	19 x 114	1999
 Object name PAV-4762				2/5

Pos	SPECIFICATION-STÜCKLISTE-NOMENCLATURE-ELEMENTI PAV-4762	Pcs	Profile (mm)	Length (mm)
231	 ▮	6	19 x 114	1914
232	 ▮	6	19 x 114	1828
233	 ▮	6	19 x 114	1742
234	 ▮	6	19 x 114	1657
235	 ▮	6	19 x 114	1571
236	 ▮	6	19 x 114	1486
237	 ▮	6	19 x 114	1400
238	 ▮	6	19 x 114	1314
239	 ▮	6	19 x 114	1229
240	 ▮	6	19 x 114	1143
241	 ▮	6	19 x 114	1058
242	 ▮	6	19 x 114	972
243	 ▮	6	19 x 114	887
244	 ▮	6	19 x 114	801
245	 ▮	6	19 x 114	715
246	 ▮	6	19 x 114	630
247	 ▮	6	19 x 114	544
248	 ▮	6	19 x 114	459
249	 ▮	6	19 x 114	373
250	 ▮	6	19 x 114	287
251	 ▮	6	19 x 114	202
252	 ▮	6	19 x 114	116
301	 □	12	90 x 90	1794
302	 □	2	90 x 90	3294
 Object name PAV-4762				3/5

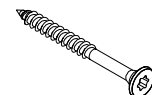
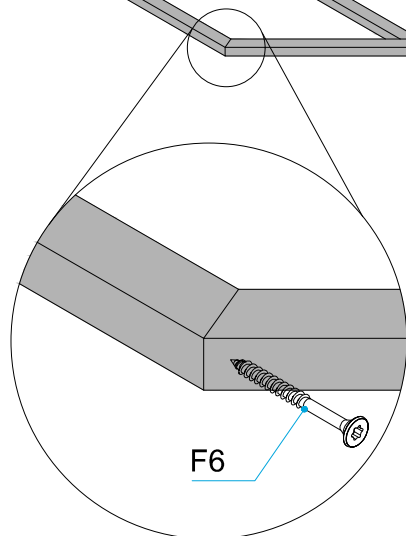
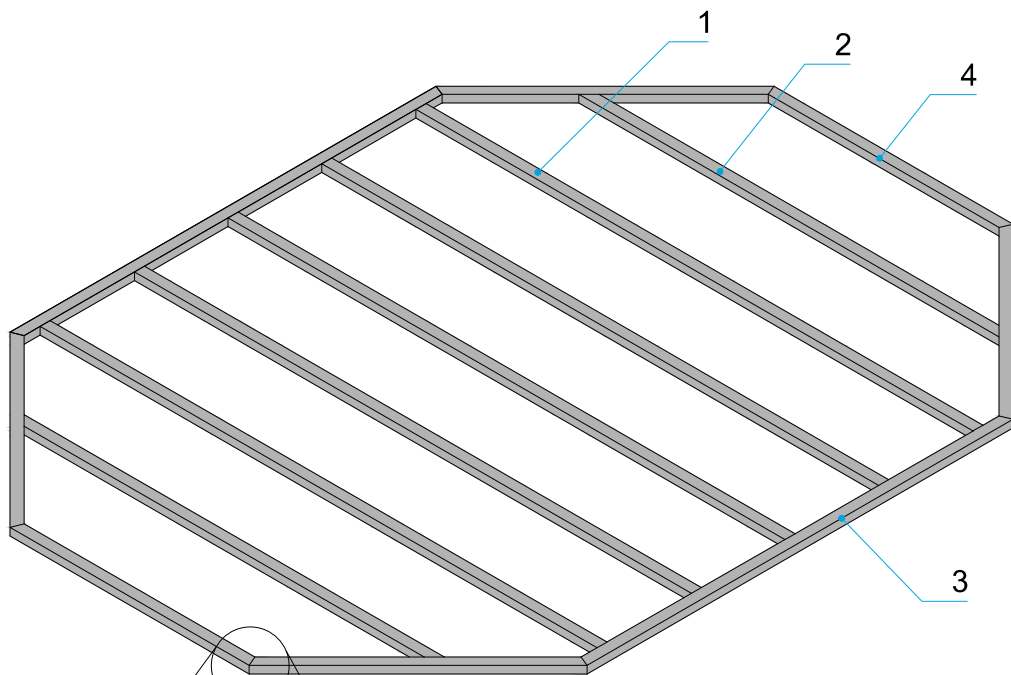
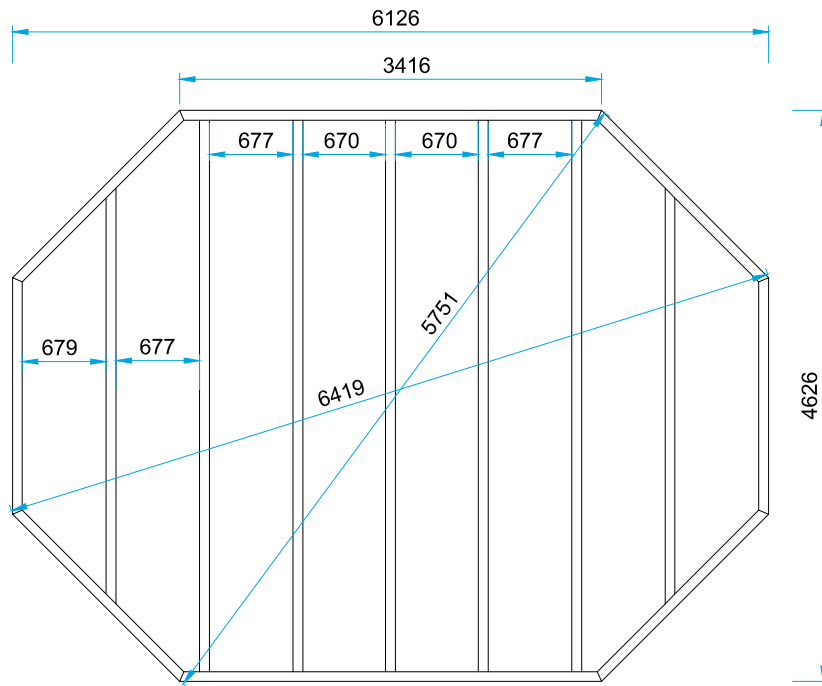
Pos	SPECIFICATION-STÜCKLISTE-NOMENCLATURE-ELEMENTI PAV-4762	Pcs	Profile (mm)	Length (mm)
303	 	30	70 x 70	947
304	 	10	70 x 70	660



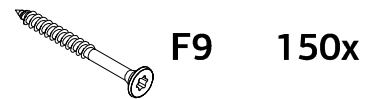
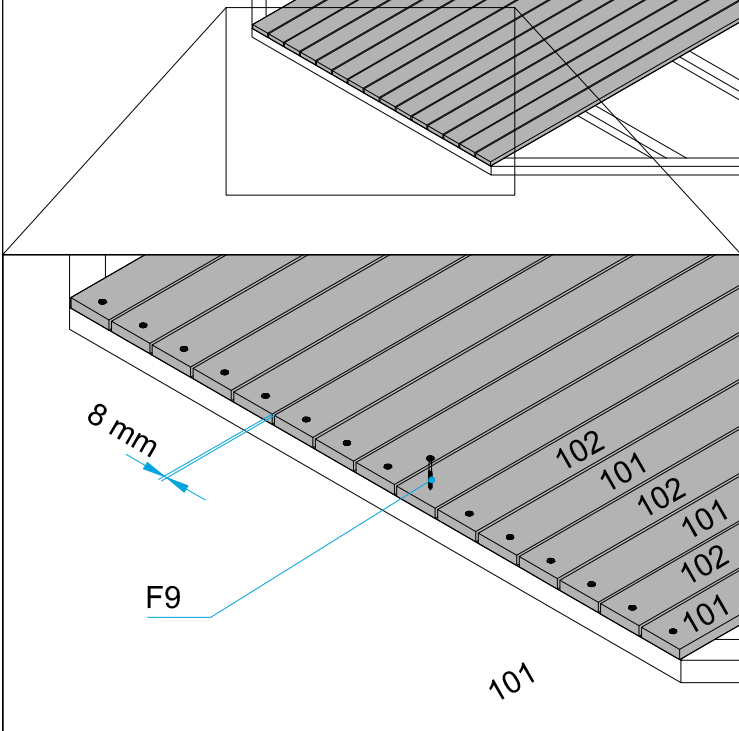
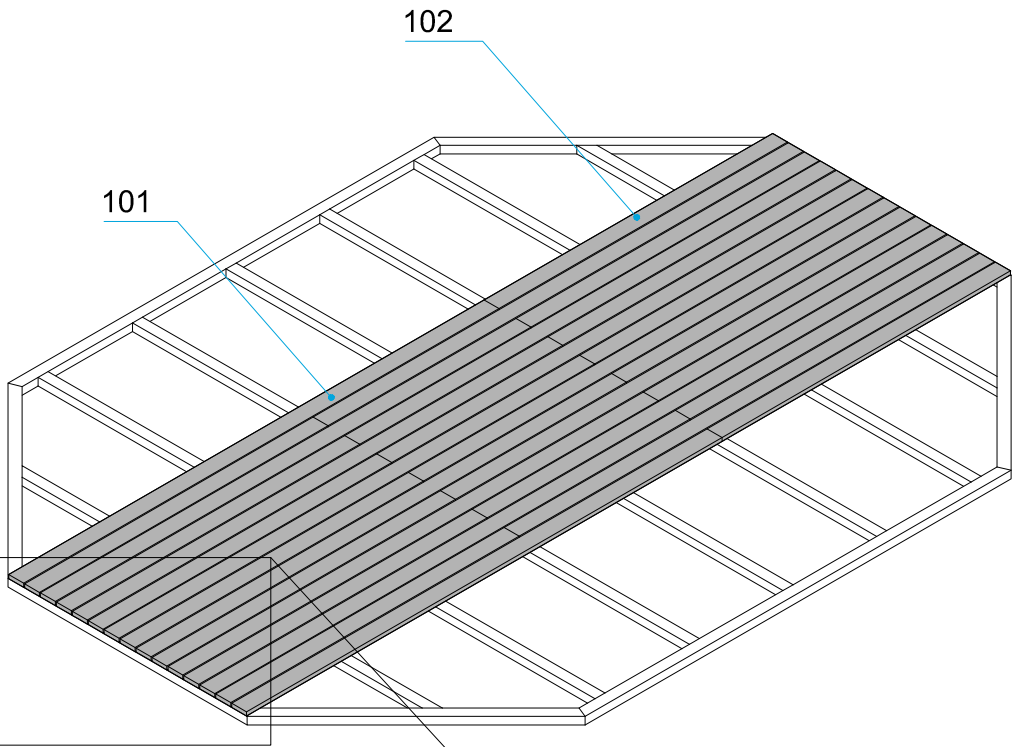
Pos	SPECIFICATION-STÜCKLISTE-NOMENCLATURE-ELEMENTI PAV-4762	Pcs	Profile (mm)	Length (mm)
F1	 	8	QPostitugi12012060	
F2		2	QKEL12X700	
F3		40	QKRKK10x60Zn	
F4		4	QMU12	
F5		8	QSE10x30	
F6		4	QSE12	
F7		28	QKR8x220Torx	
F8		140	QKR6x120TXZN	
F9		400	QKR4_2x65Torx	
F10		60	QKR5x70TXZN	
F11		112	QKR5x40TXZN	
F12		750	QNA2_2x50Zn	
F13		28	QNU202040	
F14		4	ø35x40_puit	
F15		32	Qaugukate20mm	

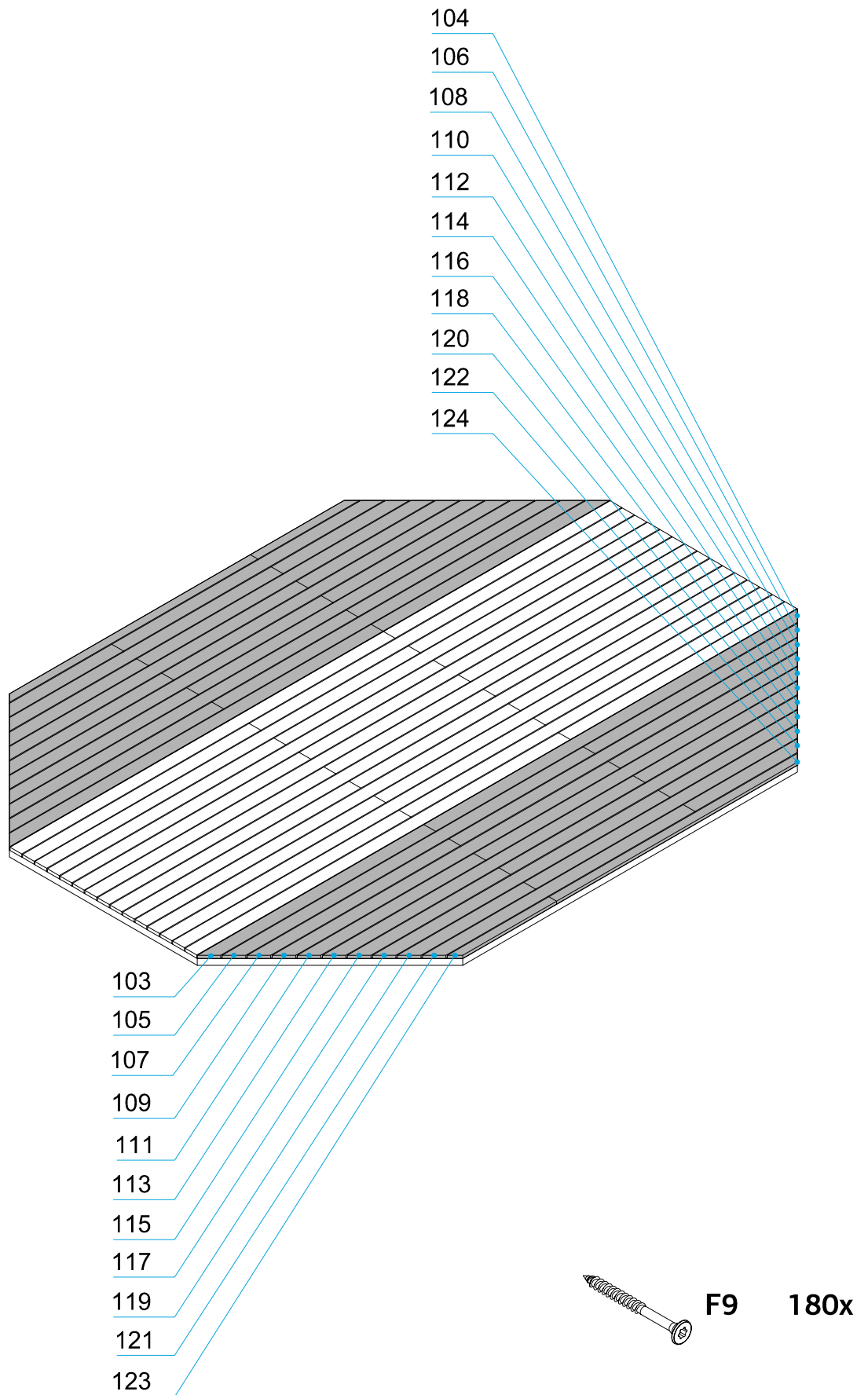


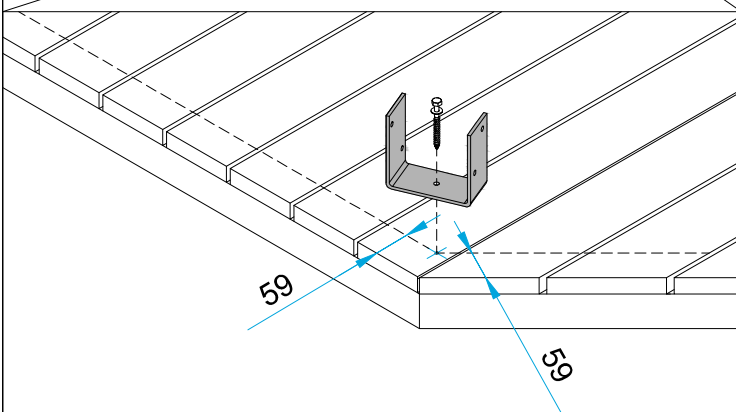
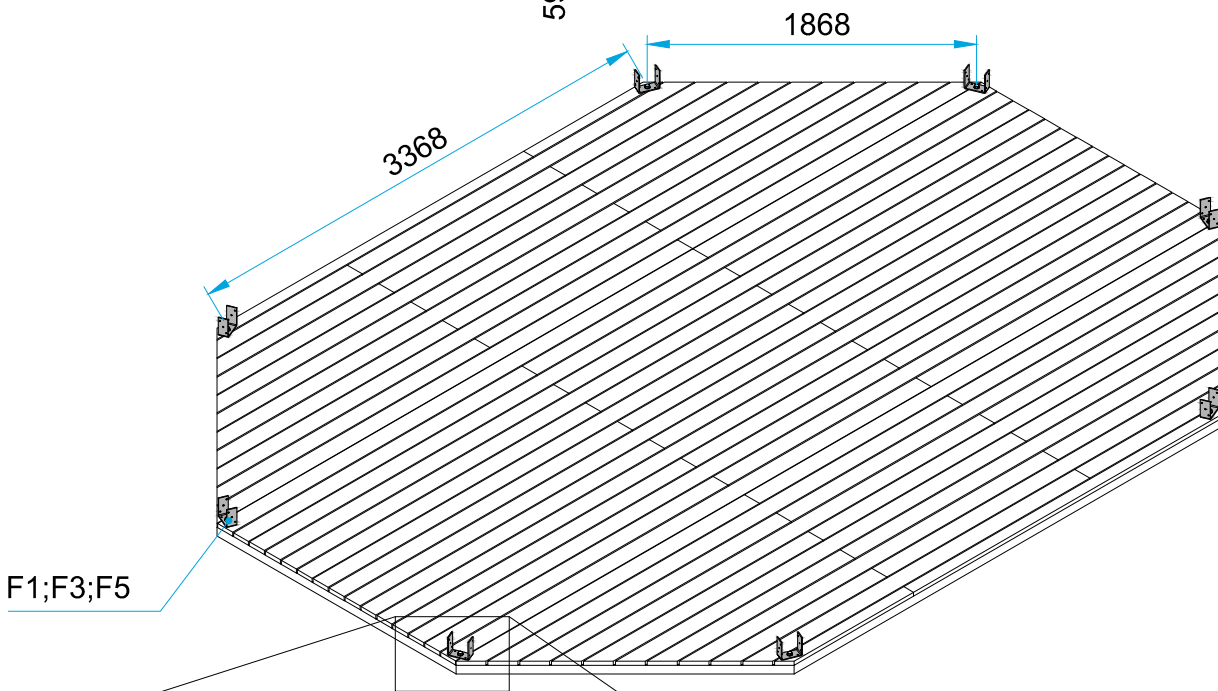
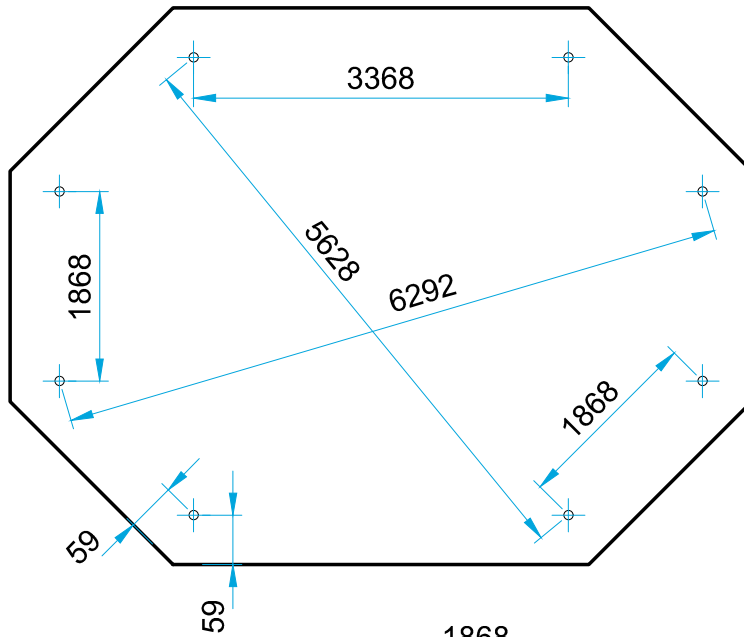
1

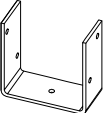
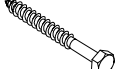



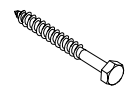
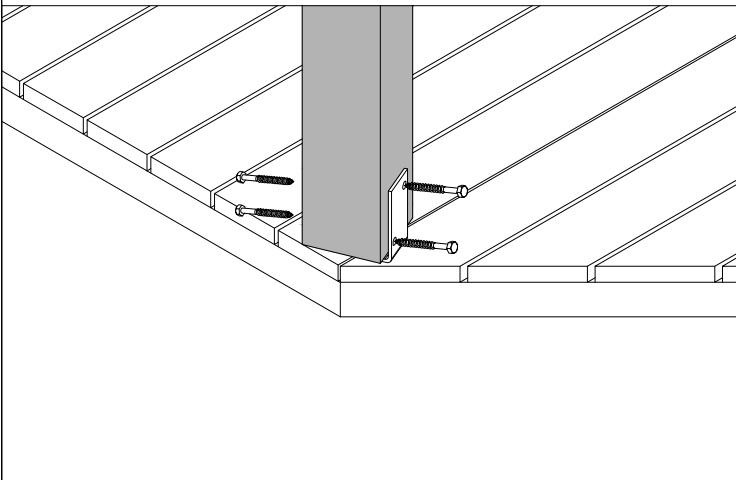
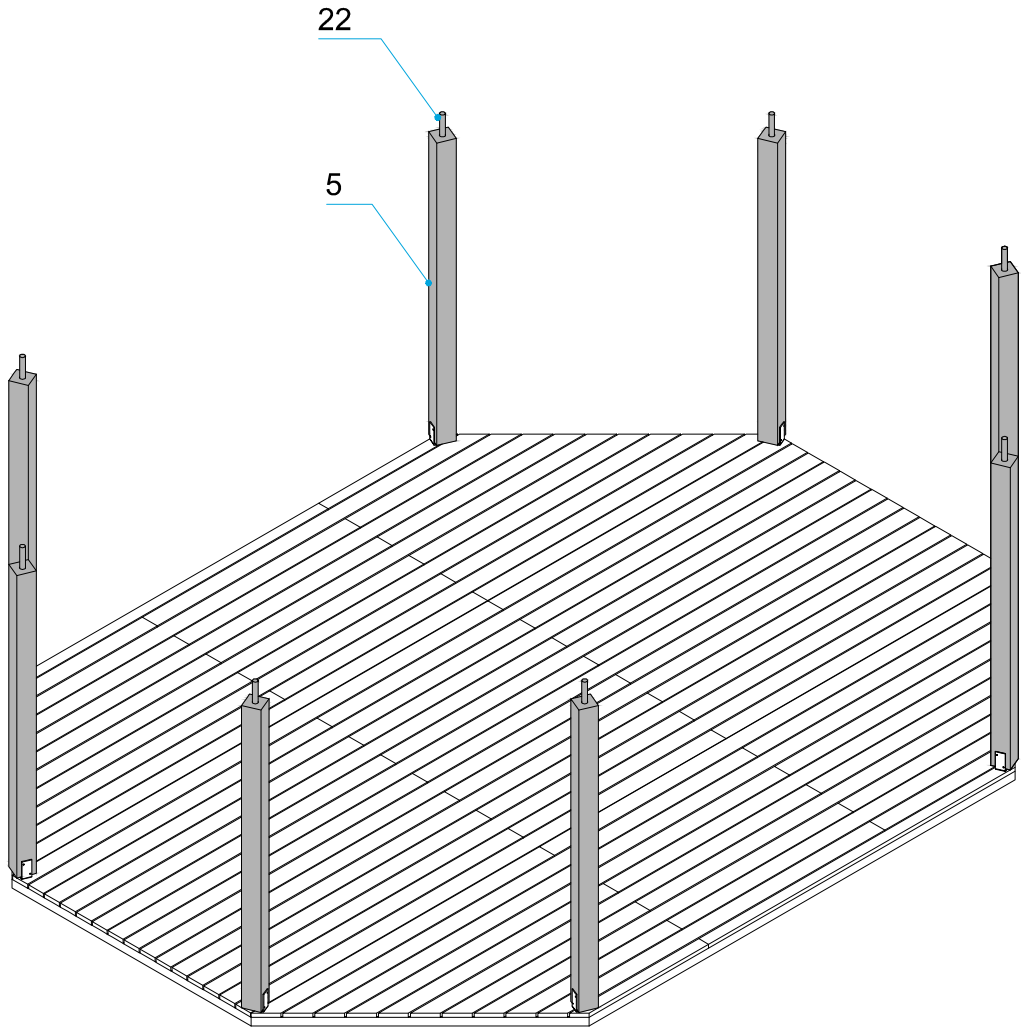
F8 22x



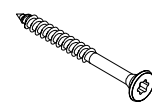
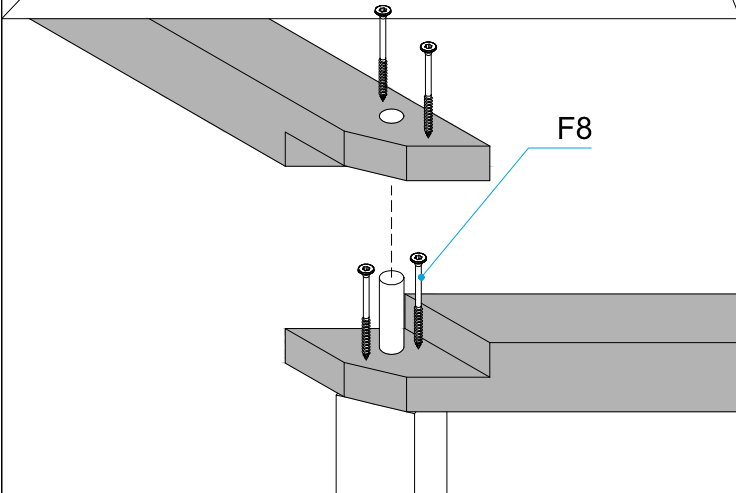
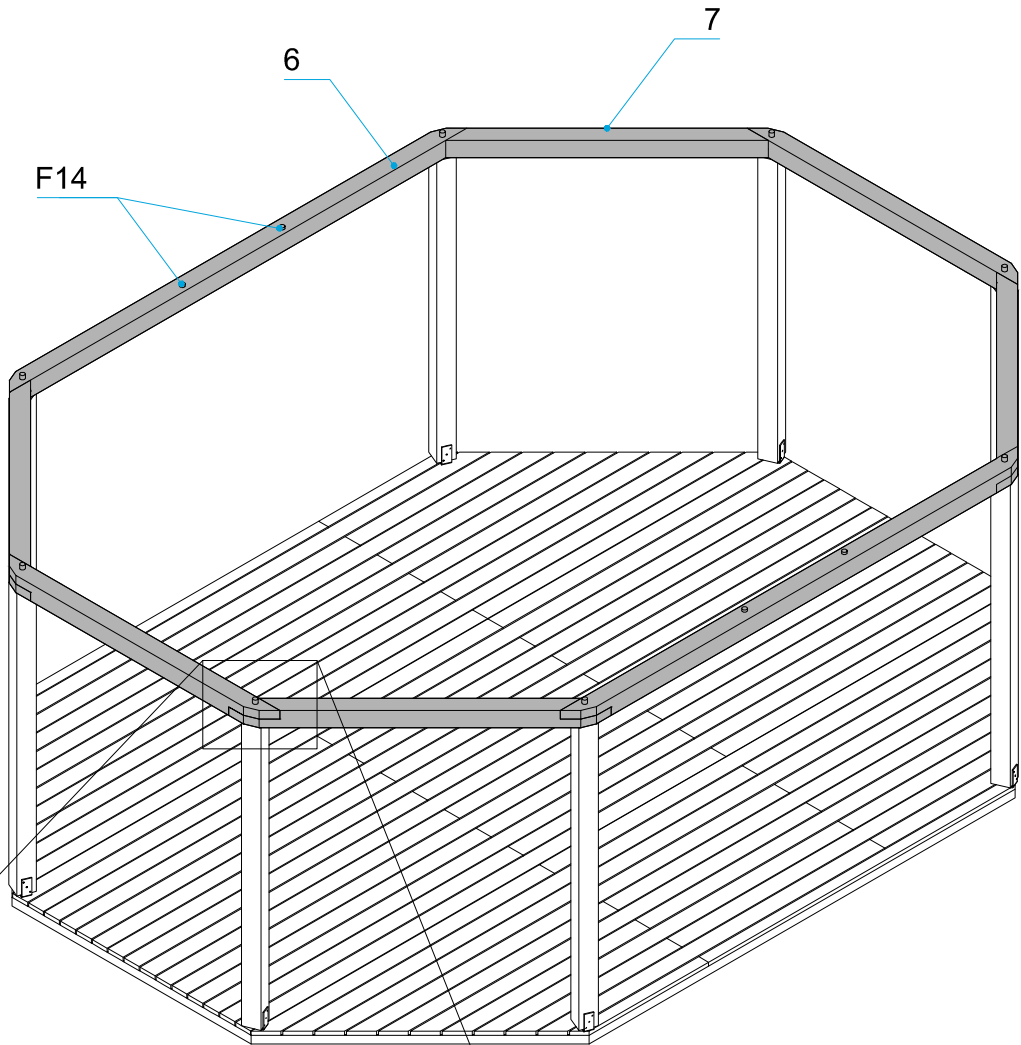




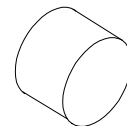
- | | | |
|---|-----------|-----------|
|  | F1 | 8x |
|  | F3 | 8x |
|  | F5 | 8x |



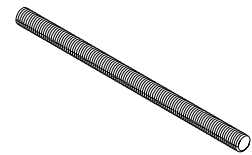
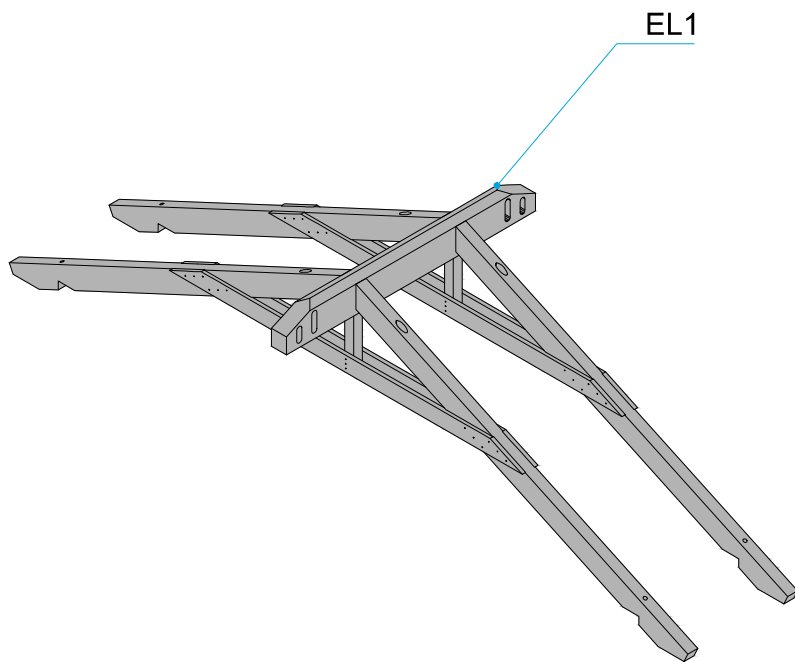
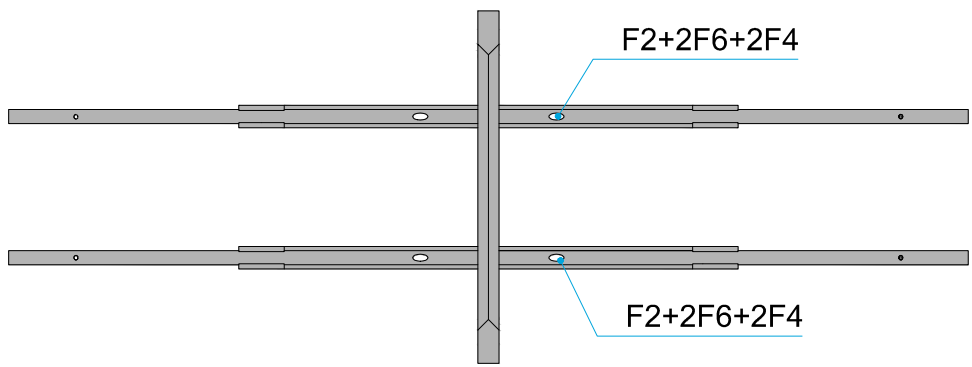
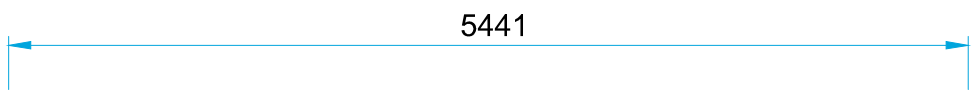
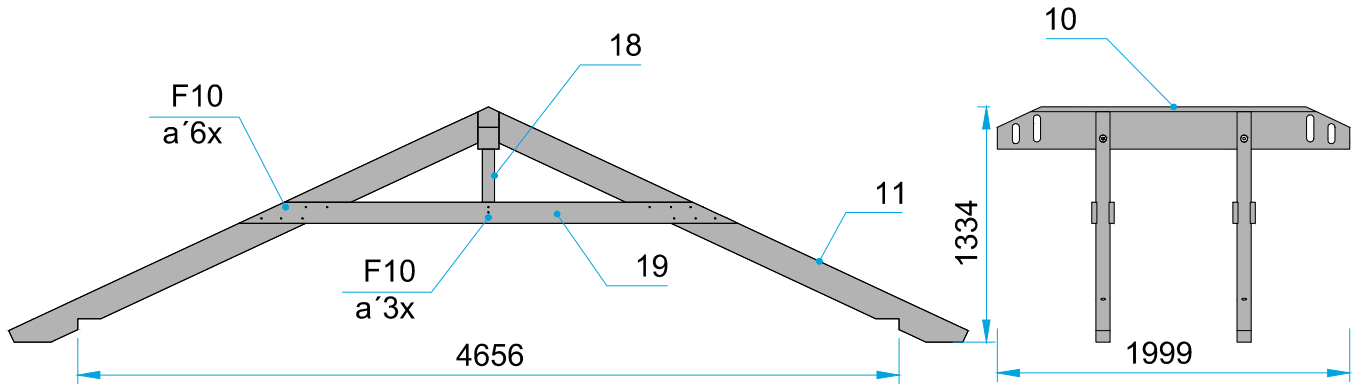
F3 32x



F8 32x



F14 4x



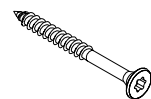
F2 2x



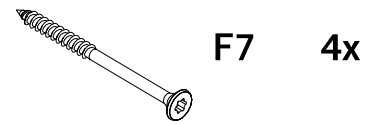
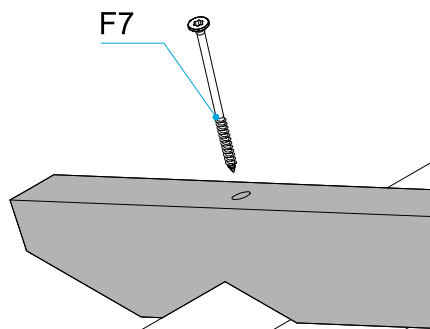
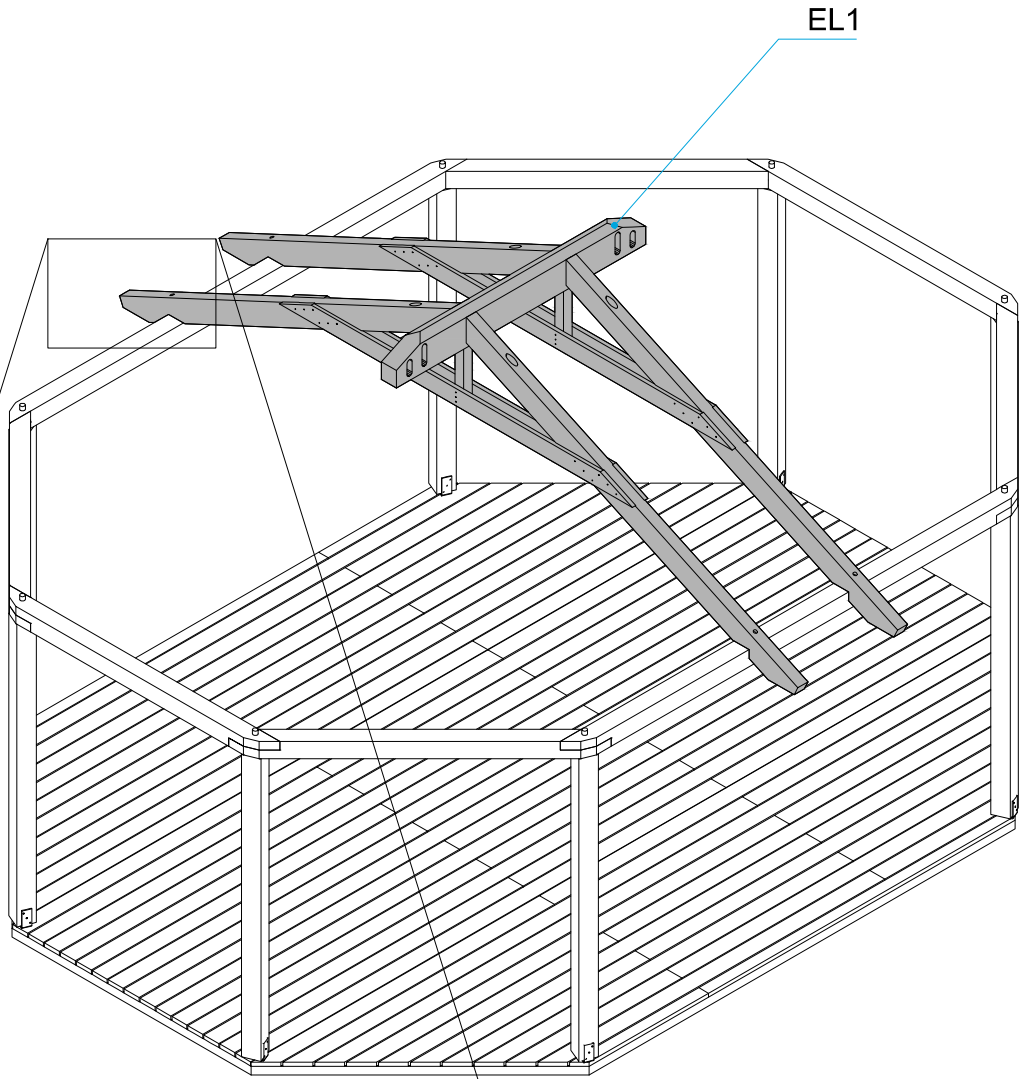
F4 4x

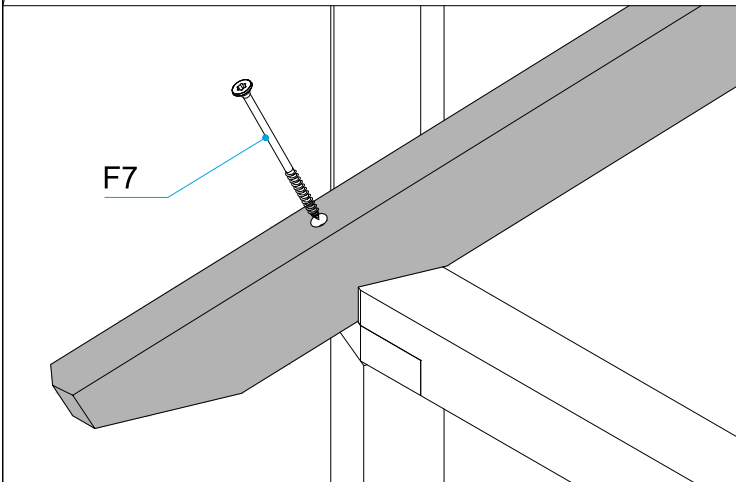
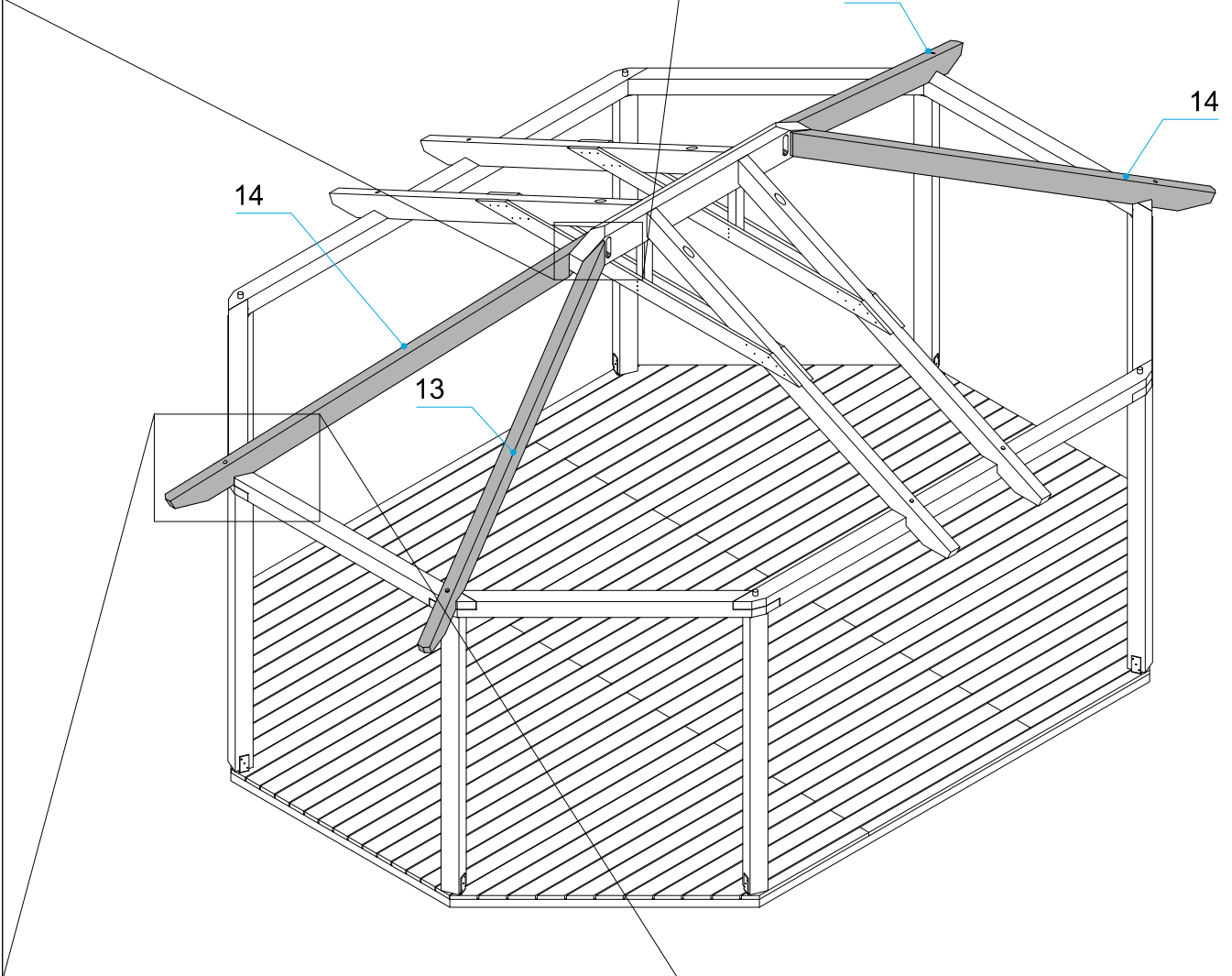
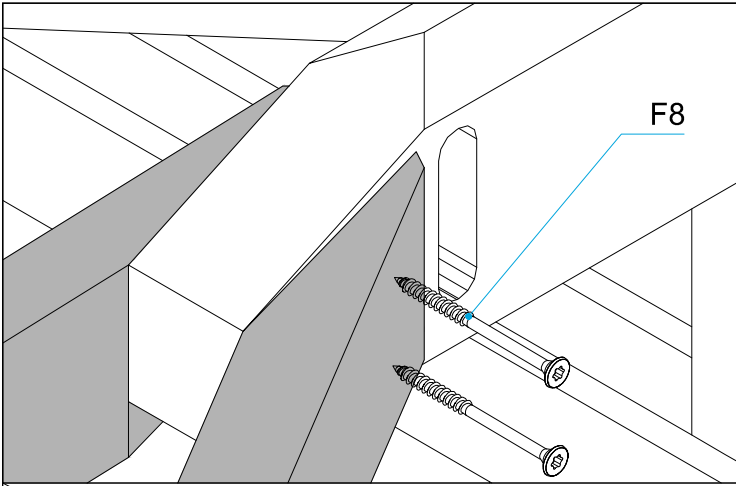


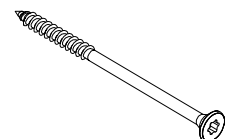
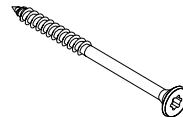
F6 4x



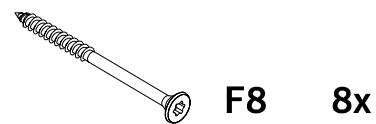
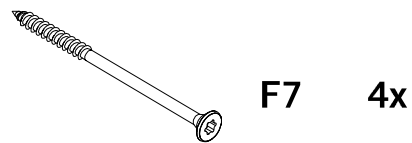
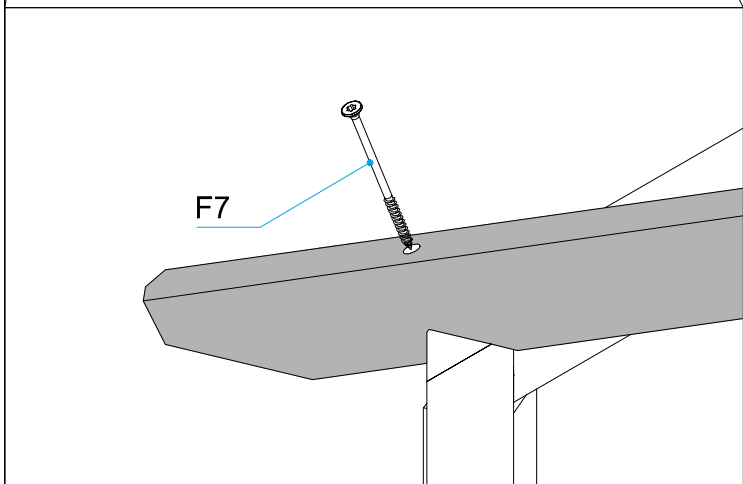
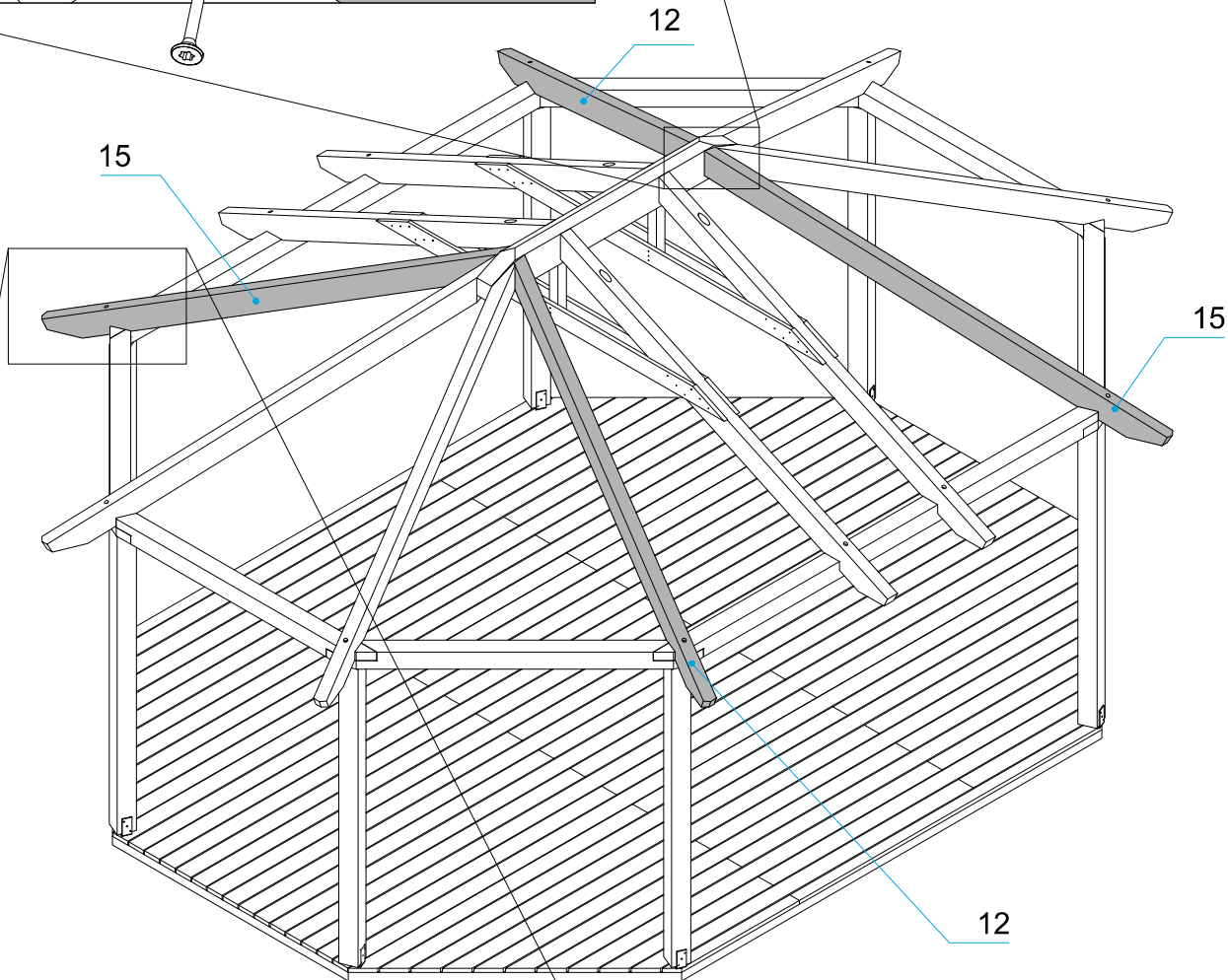
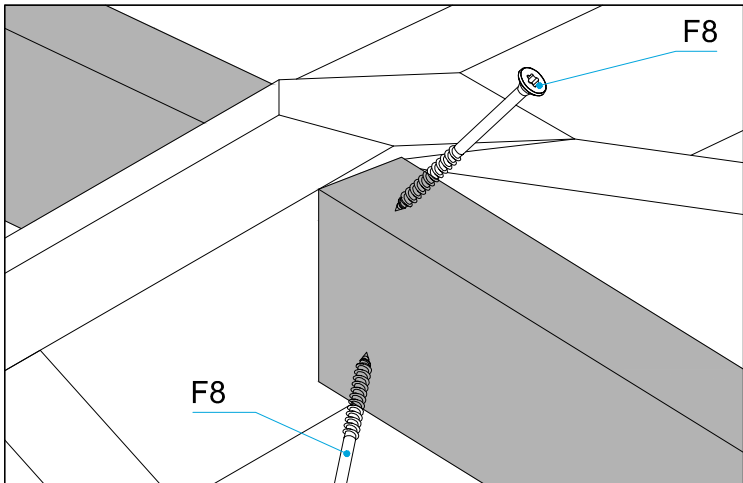
F10 60x

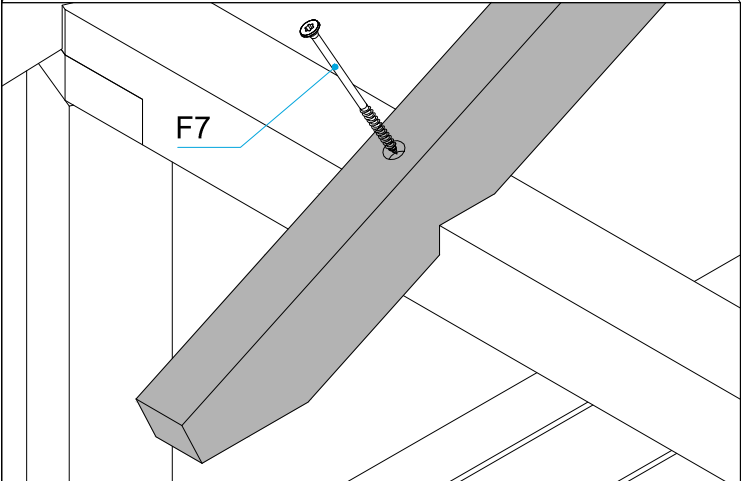
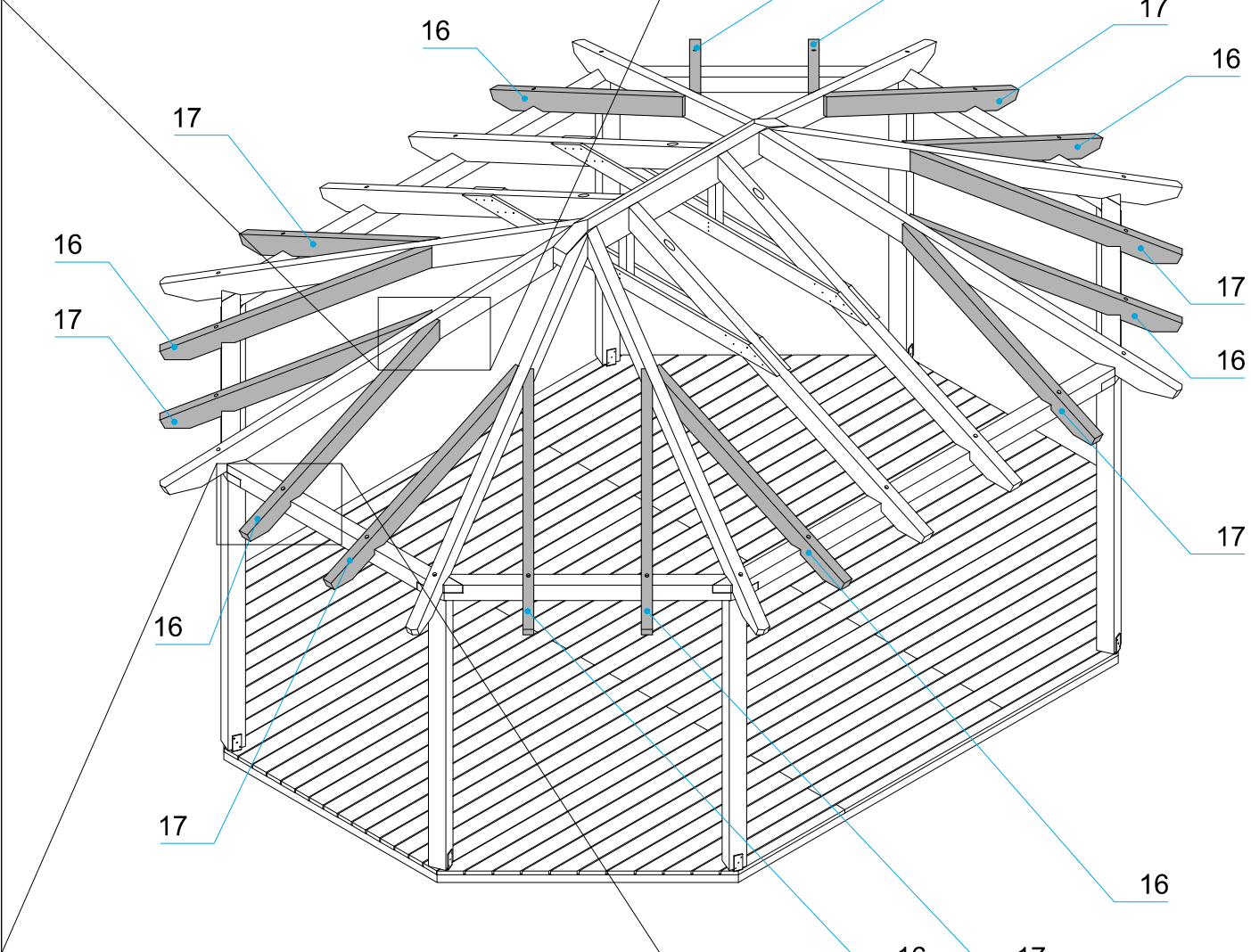
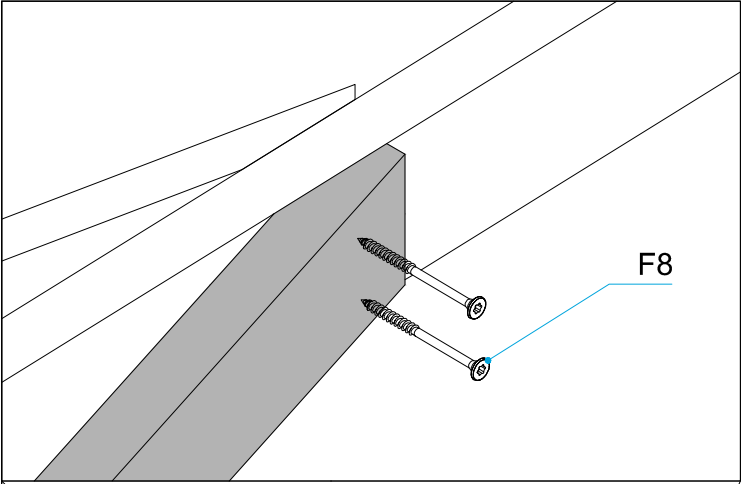


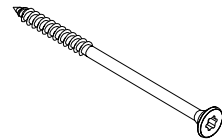
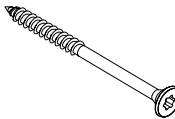


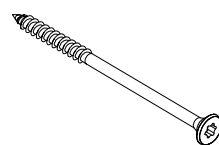
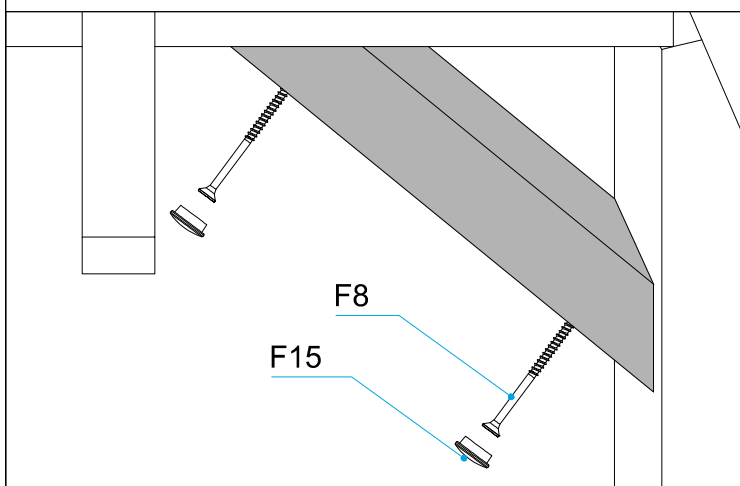
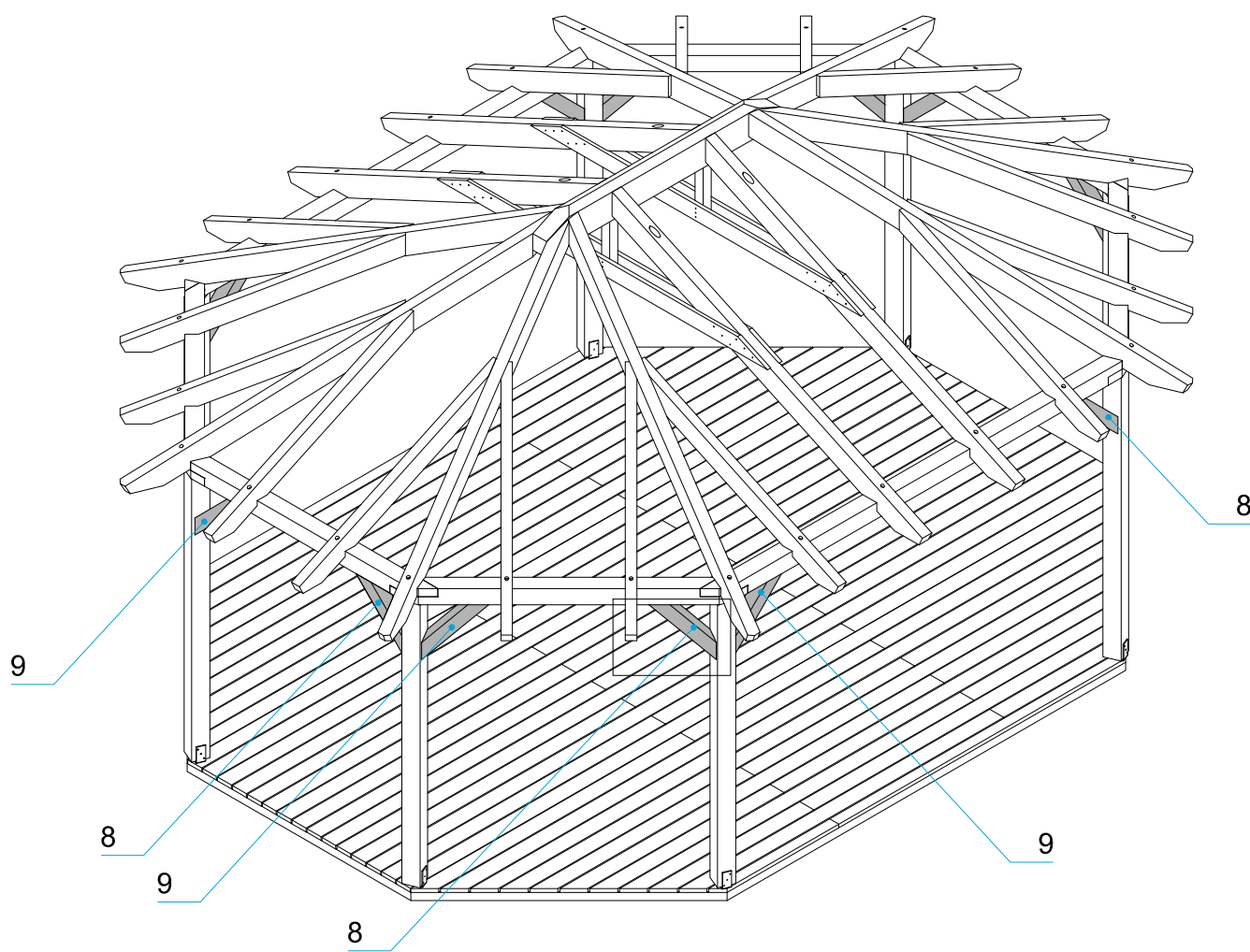
-  **F7** 4x
-  **F8** 8x

10





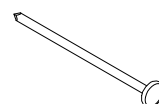
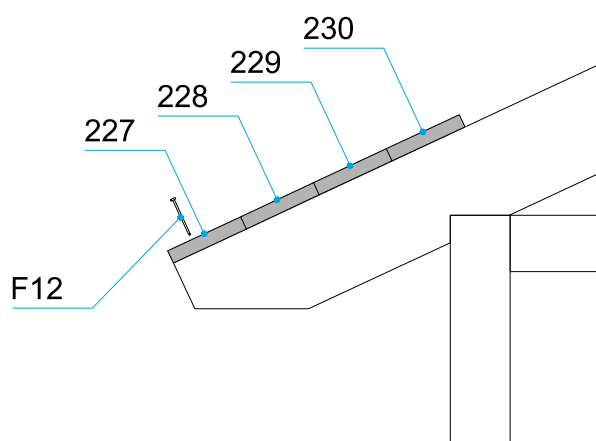
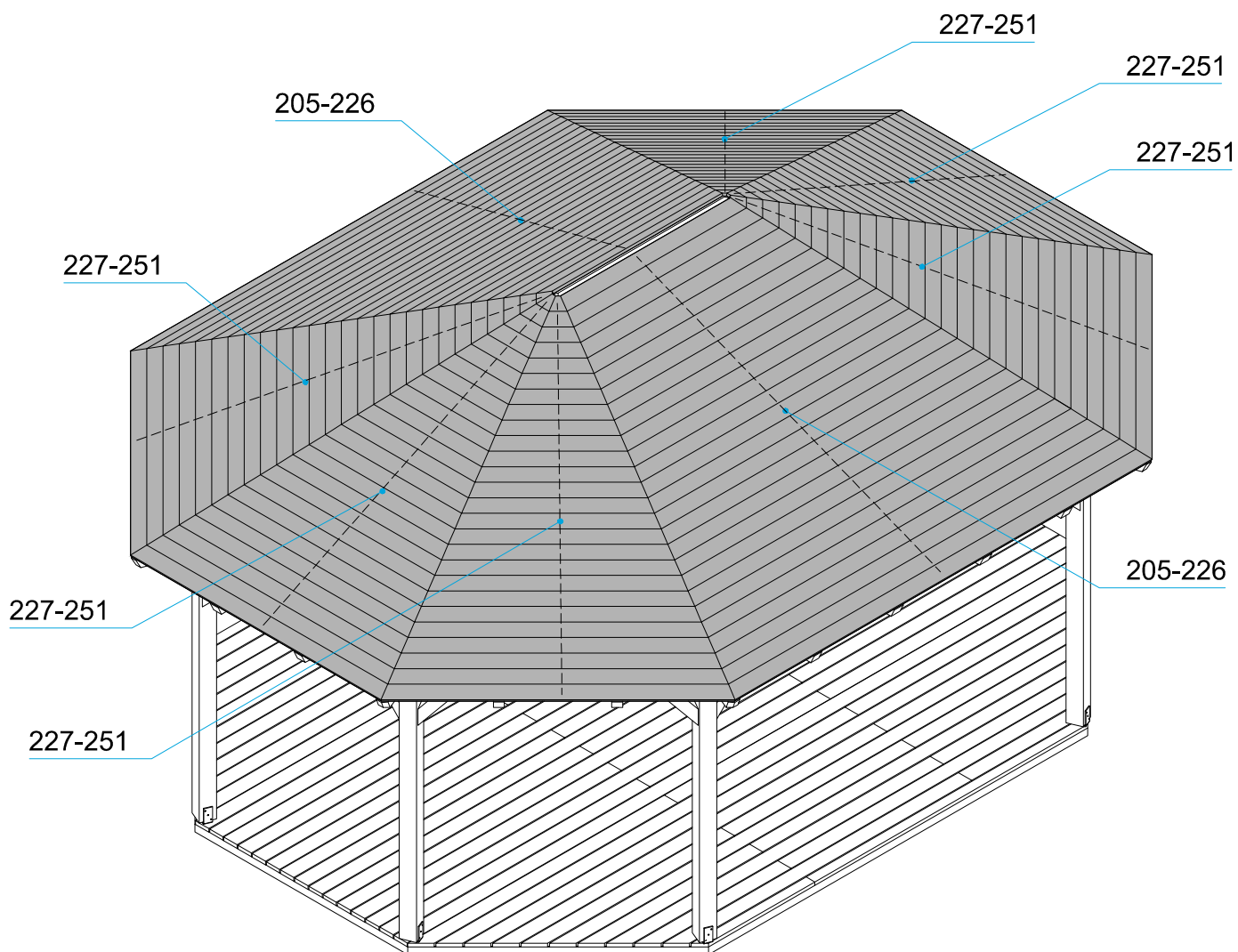
-  **F7** 16x
-  **F8** 32x



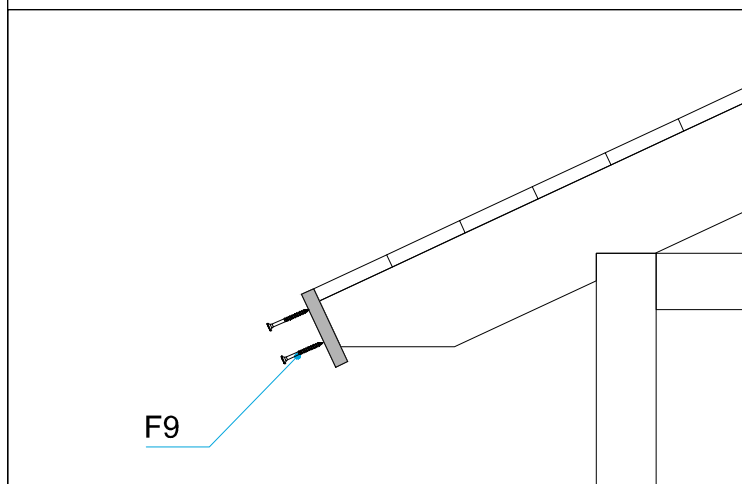
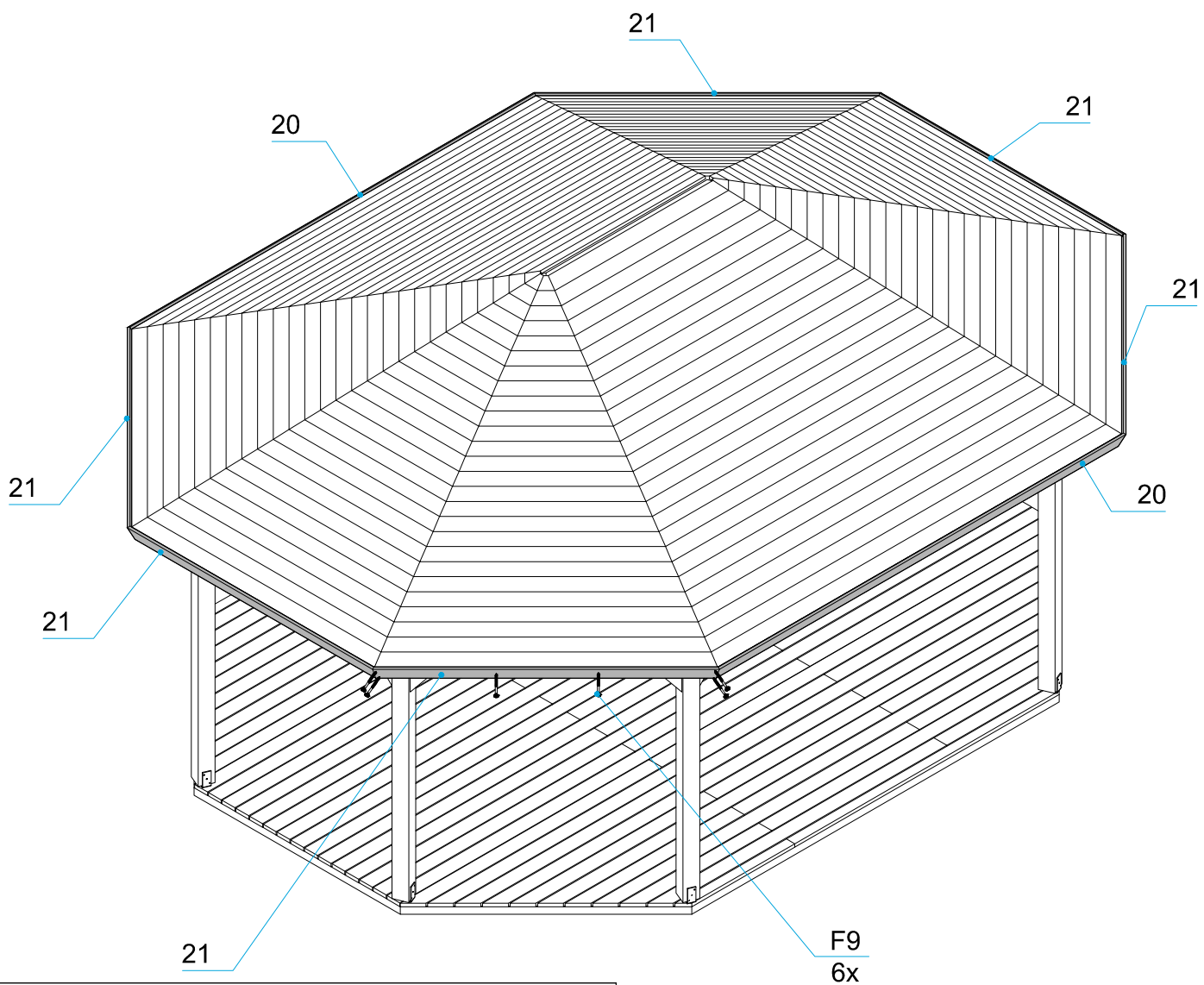
F8 32x

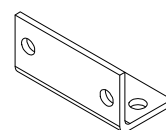
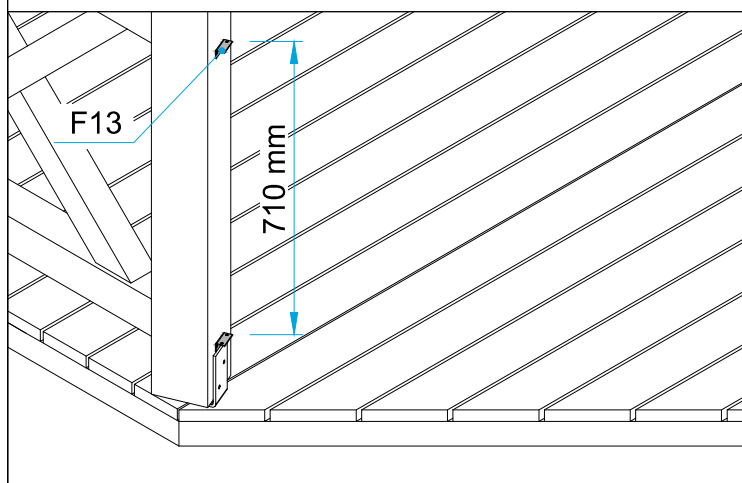
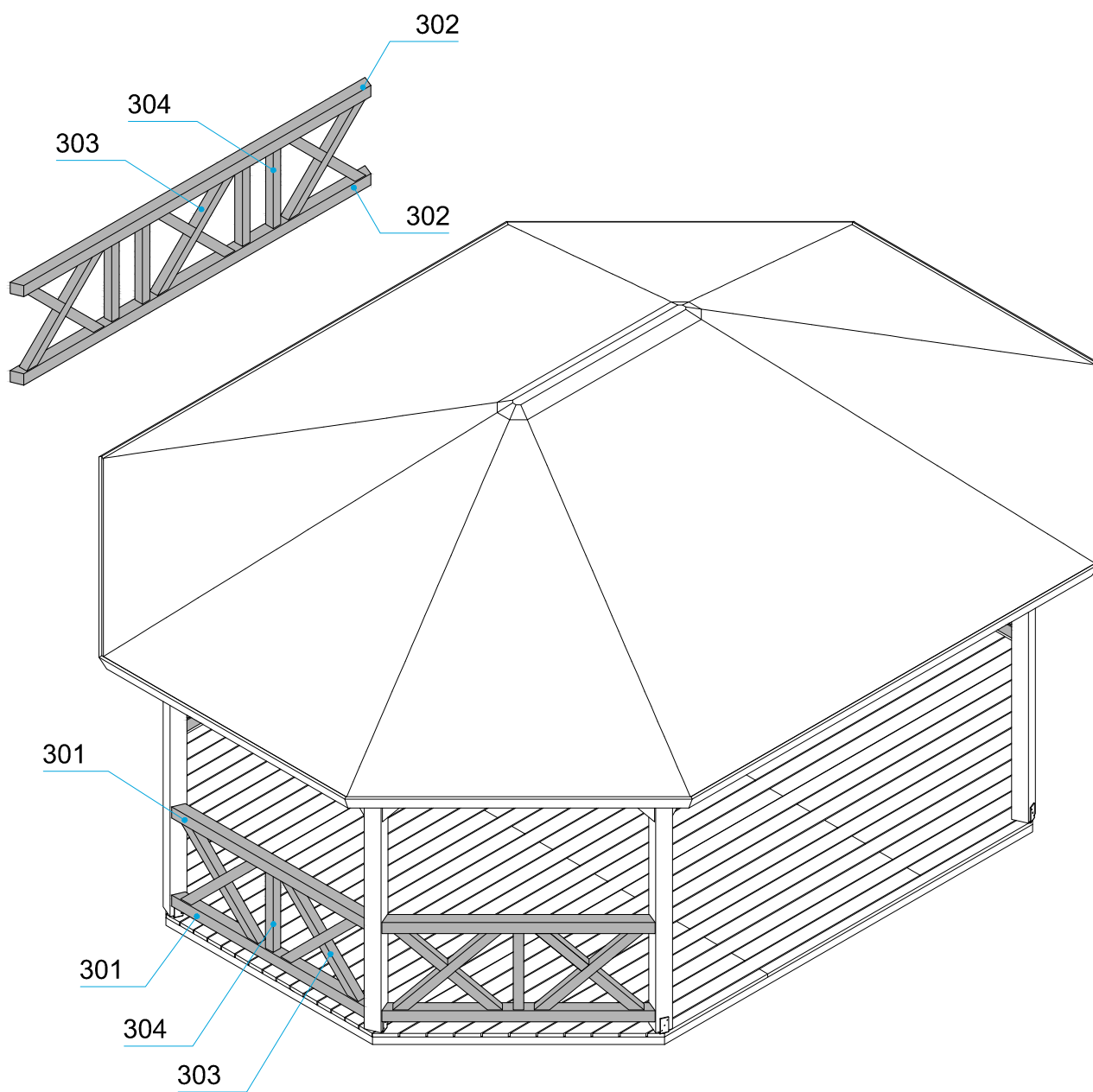


F15 32x

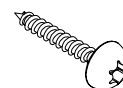


F12 750x





F13 28x



F11 112x